

# WSR and WSRD Interlocked Receptacle

## With Enclosed Disconnect Switch

600 Vac, 250 Vdc, 30, 60, 100 Amp, 50/60 Hz, Fused and Non-fused for use with Powertite® ACP and CPH plugs.

NEC/CEC:  
NEMA 3, 3R, 4, 4X, 12

### Applications

- Designed for use in raintight or watertight, non-hazardous, heavy duty applications where a service outlet is required for portable or fixed electrical equipment such as:
  - Welders
  - Generators
  - Compressors
  - Infrared ovens
  - Batch feeders
  - Conveyors
  - Truck terminals
  - Marine docks
- Ideally suited for use in industrial plant applications such as:
  - Automotive and steel processing plants
  - Pulp and paper processing plants
  - Milk processing plants and creameries
  - Fabrication yards and shipyards
  - Refrigerated truck terminals

### Features

- For use where an interlocked disconnect switch is desired to control a Powertite® receptacle and insertion or removal of plug. Interlock prohibits plug insertion or removal under load. Plug is secured in place by interlock and cannot be withdrawn unless interlock release lever is actuated.
- Spring door standard and screw cap provided at no additional cost to meet NEMA 3, 3R, 4, 4X applications.
- The Square D® F-Series offers the latest in switch technology: An operating mechanism designed to endure at least three times the number of operations required by NEMA and UL standards; modular componentry designed for quick and easy maintenance; and visible blades for an extra measure of safety while the low mass cam allows greater blade operating speed and reduced mechanical wear.
- Insulated, dual-color polymer operating handle clearly indicates the switch being energized. Ergonomically designed handle is made of high-impact polymer material for exceptional ruggedness, durability and corrosion resistance†.
- Utilizes Style 2 (shell and extra pole) grounding and 3-wire, 4-pole receptacle wiring.
- Removable hinged cover allows for ease of installation and maintenance (WSR).
- Class R fusing standard on WSRD fusible units and J Type on WSR. Product can be retrofitted with Class J, K, or S fusing.
- Short circuit withstand rated to 200,000 RMS symmetrical Amps (Class R and J Fusing).
- Stainless Steel captive spring out quad lead cover bolts for easy access and corrosion resistance (WSR).
- Conduit entry is drilled and tapped to 1-1/2". Reducer bushings 1-1/2" – 1-1/4" and 1-1/2" – 1" provided at no additional cost (WSR).
- Stainless steel key-hole mounting feet for easy installation (WSR).
- Unit is equipped with defeatable door interlock which allows emergency access when switch is energized.
- Cover can be padlocked closed.
- Operating handle can be locked in the OFF or ON position.
- Dead front design: receptacle is not energized until plug is fully inserted and switch is engaged.

■ Square D is a registered trademark of Schneider Electric.

† Cutler Hammer models have metallic handles. Cutler Hammer is a registered trademark of Eaton Corporation.

UL Classified for use with Crouse-Hinds Arktite® plugs. Arktite is a registered trademark of Cooper Crouse-Hinds.



WSR Cast Aluminum Enclosure

WSRD (Cutler Hammer)  
Sheet Metal Enclosure

WSRD (Square D)  
Sheet Metal Enclosure

WSRD  
Stainless Steel Enclosure

- Wire size for 30 and 60 Amp models is #14 to #2 AWG. For 100 Amp models it is #14 to #1/0 AWG.

### Standard Materials and Finishes

- Receptacle assembly: copperfree (4/10 of 1% max.) aluminum with epoxy powder coating inside and outside
- WSR enclosure: copperfree aluminum with epoxy powder coating inside and outside
- WSRD enclosure: enamel coated sheet metal
- WSRD-N4 enclosure: stainless steel
- Operating handle †: high impact polymer
- WSR and WSRD-N4 hardware: stainless steel

### Options (WSR CAST ALUMINUM ONLY)

- Special polarization prevents plug insertion in a receptacle wired for a different voltage. In installations where there are different line voltages, the special polarization option is desirable. This allows only plugs and receptacles wired for the same line voltage to be mated together. The receptacle interior is positioned 22-1/2°, relative to the polarization rivet, to the right (as specified) of standard, and plug is polarized to correspond. Add suffix **-P4** to the standard receptacle.
- Reverse Service: useful where a "hot" plug feeds a dead receptacle. Reverse service is often used for generator applications where the receptacle houses a dead plug interior. Plug houses an energized receptacle interior, which has recessed male contacts to reduce danger of accidental touching. Suffix **-RS** to receptacle or connector.

### NEC/CEC Certifications and Compliances

- UL Standard: UL 98, UL 50E, UL 1682, UL 1686
- UL Listed: E145917, E160652
- CSA Standard: C22.2 No.4, C22.2 No. 182.1
- CSA Certified: 025875

### Related Products

- Uses standard Powertite® ACP or CPH plugs for wide acceptability.

# WSR and WSRD Interlocked Receptacle

## With Enclosed Disconnect Switch

600 Vac, 250 Vdc, 30, 60, 100 Amp, 50/60 Hz, Fused and Non-fused for use with Powertite® ACP and CPH plugs.

NEC/CEC:  
NEMA 3, 3R, 4, 4X, 12

Cast Aluminum Enclosure — NEMA 3, 3R, 4, 4X, 12 *								
Amp	Wire Size AWG	Fusing <sup>†</sup>	HP at 600 Vac Std/Max 3–Phase	Without Viewing Window	With Viewing Window	Aux. Contacts <sup>‡</sup> 1 or 2 NO/NC	Mating Plug	
30	#14 to #2	Fused	7.5/20	WSR3352	N/A	WSAUX1	WSAUX2	ACP3034BC
		Non-Fused	30	WSR33542	N/A	WSAUX1	WSAUX2	ACP3034BC
60	#6 to #2	Fused	15/50	WSR6352	N/A	WSAUX1	WSAUX2	ACP6034BC
		Non-Fused	60	WSR63542	N/A	WSAUX1	WSAUX2	ACP6034BC
100	#4 to #1/0	Fused	30/75	WSR10352	N/A	WSAUX1	WSAUX2	ACP1034CD
		Non-Fused	75	WSR103542	N/A	WSAUX1	WSAUX2	ACP1034CD
Sheet Metal Enclosure — NEMA 3R, 12 *								
30	#14 to #2	Fused	7.5/20	WSRD3352SQ	WSRD3352WSQ	WSAUX1	WSAUX2	ACP3034BC
		Non-Fused	30	WSRD33542SQ	WSRD33542WSQ	WSAUX1	WSAUX2	ACP3034BC
60	#6 to #2	Fused	15/50	WSRD6352 ♦	N/A	WSRDAUX1	WSRDAUX2	ACP6034BC
		Non-Fused	60	WSRD63542 ♦	N/A	WSRDAUX1	WSRDAUX2	ACP6034BC
		Fused	15/50	WSRD6352SQ	WSRD6352WSQ	WSAUX1	WSAUX2	ACP6034BC
		Non-Fused	60	WSRD63542SQ	WSRD63542WSQ	WSAUX1	WSAUX2	ACP6034BC
100	#4 to #1/0	Fused	30/75	WSRD10352SQ	WSRD10352WSQ	WSAUX1	WSAUX2	ACP1034CD
		Non-Fused	75	WSRD103542SQ	WSRD103542WSQ	WSAUX1	WSAUX2	ACP1034CD
Stainless Steel Enclosure — NEMA 3, 3R, 4, 4X, 12 *								
30	#14 to #2	Fused	7.5/20	WSRD3352N4SD	WSRD3352N4WSD	WSAUX1	WSAUX2	ACP3034BC
		Non-Fused	20	WSRD33542N4SD	WSRD33542N4WSD	WSAUX1	WSAUX2	ACP3034BC
60	#6 to #2	Fused	15/50	WSRD6352N4SD	WSRD6352N4WSD	WSAUX1	WSAUX2	ACP6034BC
		Non-Fused	50	WSRD63542N4SD	WSRD63542N4WSD	WSAUX1	WSAUX2	ACP6034BC
100	#4 to #1/0	Fused	30/75	WSRD10352N4SD	WSRD10352N4WSD	WSAUX1	WSAUX2	ACP1034CD
		Non-Fused	75	WSRD103542N4SD	WSRD103542N4WSD	WSAUX1	WSAUX2	ACP1034CD
Square D Auxiliary Contacts for WSR/WSRD Disconnect Switch <sup>‡</sup>								
Interlock Type	50 or 60 Hz Vac	Make	Break	Cont.	Vdc	Make and Break	Cont.	Catalog Number
1 NO/1 NC CONTACT	120	40A	15A	15A	115	0.50A	15A	WSAUX1
	240	20A	10A	15A	230	0.25A	15A	
	480	10A	6A	15A	—	—	—	
	600	8A	5A	15A	600	0.05A	15A	
2 NO/2 NC CONTACTS	120	30A	3.0A	10A	115	1.0A	10A	WSAUX2
	240	15A	1.5A	10A	230	0.30A	10A	
	480	7.5A	.75A	10A	—	—	—	
	600	6.0A	.60A	10A	600	0.10A	10A	

† Fuses not included in fused products. Class R fusing standard on WSRD fusible units and J Type on WSR. Product can be retrofitted with Class J, K, or S fusing.

‡ To order with auxiliary contacts installed, add suffix from this column to end of Catalog Number.

■ Standard Square D F-Series Disconnect Switch, except where noted.

♦ Cutler Hammer Disconnect Switch. Cutler Hammer auxiliary switch is 1 NO/1 NC or 2 NO/2 NC.

† Single pole single throw interlock kits are rated 1/2 HP @ 110 and 220 Vac. WSAUX1 utilizes a 9007A01 limit switch. WSAUX2 utilizes a 9007C03 limit switch.

# WSR and WSRD Interlocked Receptacle Dimensions

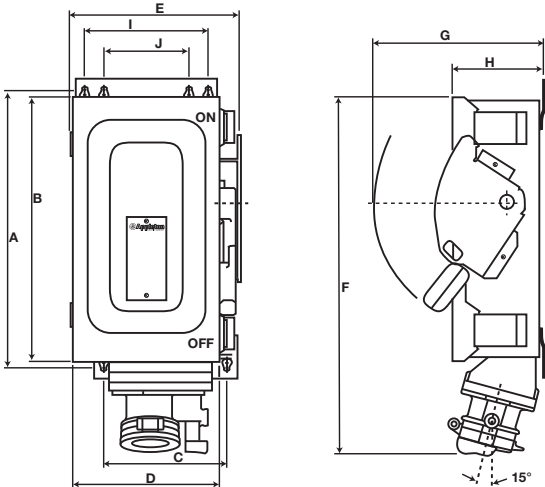
## With Enclosed Disconnect Switch

600 Vac, 250 Vdc, 30, 60, 100 Amp, 50/60 Hz, Fused and Non-fused for use with Powertite® ACP and CPH plugs.

Plugs and Receptacles

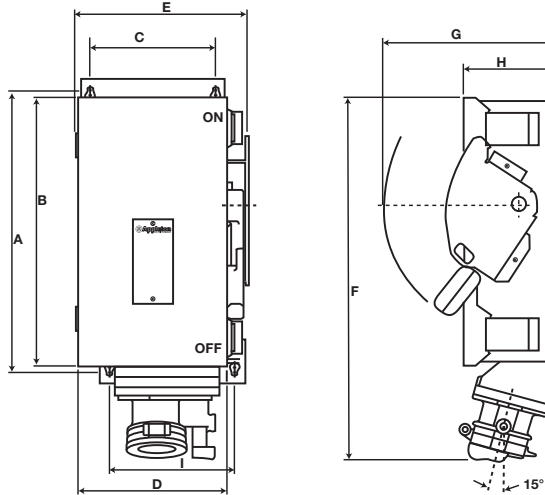
NEC/CEC ORDINARY LOCATION PLUGS AND RECEPTACLES

WSRD Interlocked Receptacle with Enclosed Switch — Square D — NEMA 12



Amp	Dimensions in Millimeters (Inches)									
	A	B	C	D	E	F	G	H	I	J
30 and 60	425.4 (16.75)	419.1 (16.50)	190.5 (7.50)	228.6 (9.0)	266.7 (10.50)	565.1 (22.25)	261.8 (10.31)	140.4 (5.53)	190.5 (7.50)	130.0 (5.12)
100	527.0 (20.75)	520.7 (20.50)	190.5 (7.50)	228.6 (9.0)	266.7 (10.50)	666.7 (26.25)	261.8 (10.31)	140.4 (5.53)	190.5 (7.50)	130.0 (5.12)

WSRD Interlocked Receptacle with Enclosed Switch — Square D — NEMA 4



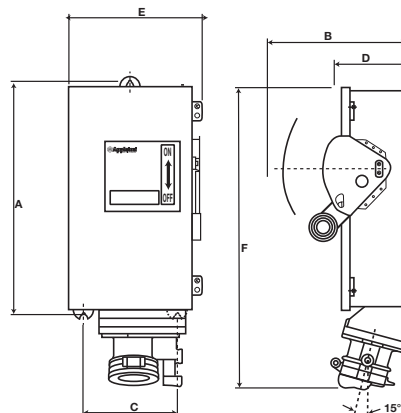
Amp	Dimensions in Millimeters (Inches)								
	A	B	C	D	E	F	G	H	I
30 and 60	443.4 (17.46)	428.4 (16.87)	190.5 (7.50)	226.5 (8.92)	274.5 (10.81)	584.2 (23.0)	25.4 (10.00)	129.7 (5.11)	190.5 (7.50)
100	543.8 (21.41)	528.8 (20.82)	190.5 (7.50)	237.4 (9.36)	285.7 (11.25)	711.2 (28.0)	25.7 (10.13)	177.0 (6.97)	190.5 (7.50)

# WSR and WSRD Interlocked Receptacle Dimensions

## With Enclosed Disconnect Switch

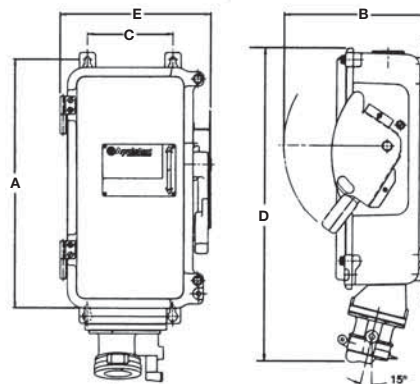
600 Vac, 250 Vdc, 30, 60, 100 Amp, 50/60 Hz, Fused and Non-fused for use with Powertite® ACP and CPH plugs.

### WSRD Interlocked Receptacle — Cutler Hammer — NEMA 12



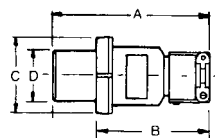
Dimensions in Millimeters (Inches)						
Amp	A	B	C	D	E	F
30 and 60	488.9 (19.25)	260.3 (10.25)	177.8 (7.0)	139.7 (5.5)	260.3 (10.25)	614.6 (24.20)

### WSR Interlocked Receptacle — with Enclosed Switch



Dimensions in Millimeters (Inches)					
Catalog Number	A	B	C	D	E
WSR3352, WSR33542, WSR6352 WSR63542, WSR103542	488.9 (19.25)	279.4 (11.00)	166.6 (6.56)	617.9 (24.33)	293.6 (11.56)
WSR10352	581.1 (22.88)	279.4 (11.00)	166.6 (6.56)	617.9 (24.33)	293.6 (11.56)

### ACP Plug



Dimensions in Millimeters (Inches)					
Amp	No. Poles	A	B	C	D
30	2,3,4	152.4 (6.00)	120.6 (4.75)	79.5 (3.13)	47.2 (1.86)
60	4	198.3 (7.81)	125.4 (4.94)	96.7 (3.81)	64.7 (2.55)
100	4	266.7 (10.50)	168.4 (6.63)	107.9 (4.25)	69.0 (2.72)