

Project: _____ Type: _____

Drawn by: _____ Catalogue #: _____ Date: _____

Individual Spec Sheet

DSL-L GEN. 2

DUAL HEAD LED SECURITY LIGHT

ORDERING INFORMATION

Order code: 69653
Model number: DSL-LS1B-A-3C-WH
UPC: 069549028722
Case quantity: 5

PHYSICAL DATA

Lens material: Frosted Glass
Finish: White
Housing material: Aluminum Die Cast
Mounting: Wall/Surface Mounting

PERFORMANCE DATA

Watts (W): 20
Volts (V AC): 120
Color temperature (K):¹ 3 000/4 000/5 000
Lumen output (lm):² 1712 - 1974
Efficacy (lm/W): 86 - 99
CRI: 80+
Life L70 (h):³ >100 000
Tested LM-80 (h):³ 10 000
Dimming: No
Power factor: >0.9
THD (%): <20
Frequency (Hz): 50/60
Surge protection (kV): 2
Input current (A): 0.18
Operating temp. range: -40 °C to 50 °C

¹ Typical color temperature range: +/- 5 %.

² Lumen values are derived from photometric testing. Initial lumens range: +/- 10 %.


³ Life hours are derived from IESNA LM80-08 testing report and projected per IESNA TM-21-11 extrapolations.

LUMEN SPECIFICATION TABLE

Order code	Model number	Watts (W)	3 000 K			4 000 K			5 000 K		
			Lumen output (lm)	Efficacy (lm/W)	LED Current (mA)	Lumen output (lm)	Efficacy (lm/W)	LED Current (mA)	Lumen output (lm)	Efficacy (lm/W)	LED Current (mA)
69653	DSL-LS1B-A-3C-WH	20	1 712	86	0.18	1 974	99	0.18	1 809	90	0.18

DEFAULT PROGRAMMING

4 000 K

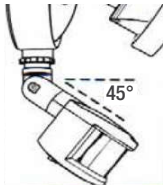


This lighting equipment meets requirements of ICES-005 issue 5 class B for use in residential applications. Data is based upon tests performed in a controlled environment. Actual performance can vary depending on operating conditions. Specifications are subject to change without notice.

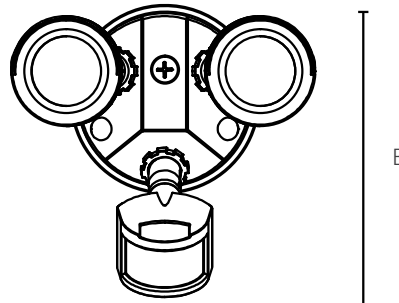
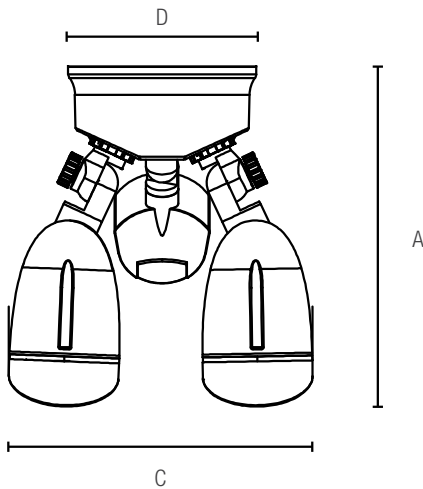
OCCUPANCY SENSOR

Position	Volts (V)	Technology	Height (ft max)	Detection Range (ft)	Detection Area(°)	Hold time (min)	Location (°C)
External	120	High Frequency	7.2 ft	10 up to 60	180 horizontal	1 to 10 min	Dry and wet, -40°C to 40°C
					45 vertical		

¹ Please see the instruction sheet to deactivate the motion sensor.



DIMENSIONS AND WEIGHTS

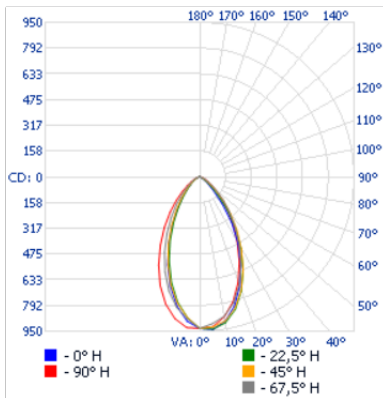


A in. (cm)	9.5 (24.15)
B in. (cm)	6 (15.24)
C in. (cm)	8.5 (21.55)
D in. (cm)	5.26 (13.35)
Net weight (lbs)	3.0

PHOTOMETRIC DATA¹

69653 • DSL-LS1B-A-3C-WH • 10W • 4000K • 983lm (single head)

Polar candela distribution



Zonal lumen summary

Zone	Lumens	% Luminaire
0-30	551.5	56.1
0-40	757.5	77
0-60	945.2	96.1
60-90	36.5	3.7
70-100	10.7	1.1
90-120	0.4	0
0-90	981.7	99.8
90-180	1.5	0.2
0-180	983.2	100

Illuminance at a distance

Center beam fc		Beam width	
17'	3.23	17.4'	19.6'
34'	0.81	34.9'	39.2'
51'	0.36	52.3'	58.8'
68'	0.20	69.8'	78.4'
85'	0.13	87.2'	98.1'
102'	0.09	104.7'	117.7'

■ Vert. spread : 54.3°
■ Horiz. spread : 60.0°

¹ Complete IES files available on our website.

Qty	Description	Price

I accept the specifications of the luminaire configuration mentioned above.

Name: _____

Company: _____

Signature: _____

Date: _____

Data is based upon tests performed in a controlled environment. Actual performance can vary depending on operating conditions. All products are subject to change or may be discontinued any time without notice. Please contact your Stanpro customer service representative to confirm inventory levels at time of order.