


Accessories

Fifth Jaw Assemblies



Meter Socket Series	Standard capacity 9 o' position	Full capacity 9 o' position		Full capacity 6 o' position	
	C205	Z105*	Z205*	CM-B106*	B306*†
BA3	•	•			
BDC	•		•		•
BE1	•	•		•	
BE2	•	•			
BEC	•	•			
BD2	•		•		•
BQ2	•		•		•
BS2 / BS2L	•		•		•
BS4 / BSC4	•		•		•
CO1	•	•		•	
CO2	•		•		•
CO1 Multigang	•	•		•	

* CSA not applicable † For mono blocks only



Fifth Jaw Assemblies




PMB200

Pole Mount Bracket Kit

Cat. No.	Description	Conductor Range	Use w/Series	Option 1	Option 2
PMB200	Secures Microelectric meter socket to a wooden pole via Option 1 or 2	14-2 AWG	BA3, BE1, BQ2, BS, CL, CO1, CO2, CT, MO2, PL17, PL27, VT	Use a lag bolt through 5/8 in. center keyhole	Use the two side bracket mounting holes (0.320 in. dia.) to wrap around the pole

Suitable for any Microelectric meter socket with mounting holes 5 in. apart. Attach meter socket using one or two bracket(s). PMB200 kit comes complete with 2 brackets, 1 ground connector. Includes assembly hardware.



PMBJS4

Pole Mounting Kit

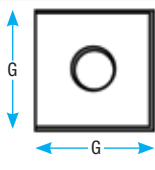
Cat. No.	Kit Includes	Weight		Qty.
		lb.	kg	
PMBJS4	Support hangers			2
	1/2 in. x 4 in. lag bolt			1
	3/8 in. x 3 in. lag bolt			4
	5/16 in. x 1 in. carriage bolts, nuts and lock washers			
PMB6X12	6 in. offset from pole c/w 12 in. strut	7.7	3.5	1
PMB6X24	6 in. offset from pole c/w 24 in. strut	9.2	4.2	
PMB9X12	9 in. offset from pole c/w 12 in. strut	9.2	4.2	
PMB9X24	9 in. offset from pole c/w 24 in. strut	11.0	5.0	



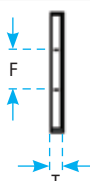
PMB6X12

Pole Line Hardware

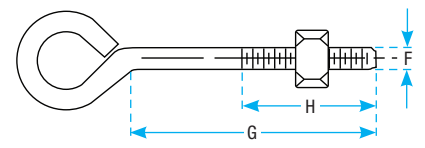
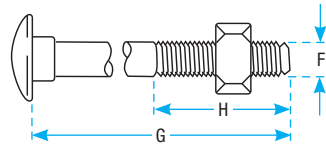
Cat. No.	Description	F Dia. (in.)	G Dia. (in.)	H Dia. (in.)	T Thick (in.)	Weight (100 pcs)		Std. Pkg.
						lb.	kg	
RC729	Square washer	5/8	2	-	3/16	22	10.0	400
BC301L	Carriage bolt	3/8	1-1/2	1-1/2		11	5.0	50
B0506	Oval eye bolt	5/8	6	3	-	122	55.4	
B0508			8	4		136	61.8	
B0510			10	4		150	68.1	
B0512			12	4		168	76.3	



RC729



BC301L



BO Series