


UFN3-70B413  
UF

FORK SENSORS

**SICK**  
Sensor Intelligence.



### Ordering information

Type	Part no.
UFN3-70B413	6049678

Other models and accessories → [www.sick.com/UF](http://www.sick.com/UF)



### Detailed technical data

#### Features

<b>Dimensions (W x H x D)</b>	18 mm x 47.5 mm x 92.5 mm
<b>Functional principle</b>	Ultrasonic detection principle
<b>Housing design (light emission)</b>	Fork shaped
<b>Fork width</b>	3 mm
<b>Fork depth</b>	69 mm
<b>Minimum detectable object (MDO)</b>	Gap between Labels / Size of labels: 2 mm <sup>1)</sup>
<b>Label detection</b>	✓
<b>Adjustment</b>	Plus/minus buttons (Teach-in, sensitivity, light/dark switching)
<b>Teach-in mode</b>	2-point teach-in Dynamic Teach-in
<b>Output function</b>	Light/darkswitching, selectable via button

<sup>1)</sup> Depends on the label thickness.

#### Interfaces

<b>IO-Link functions</b>	—
<b>Advanced functions</b>	—
<b>Fieldbus, industrial network</b>	-
<b>Type of fieldbus integration</b>	-

#### Mechanics/electronics

<b>Supply voltage</b>	10 V DC ... 30 V DC <sup>1)</sup>
<b>Ripple</b>	< 10 % <sup>2)</sup>

<sup>1)</sup> Limit values, reverse-polarity protected, operation in short-circuit protected network: max. 8 A.

<sup>2)</sup> May not exceed or fall below  $U_V$  tolerances.

<sup>3)</sup> Without load.

<sup>4)</sup> With light/dark ratio 1:1, typical, depending on material and speed.

<sup>5)</sup> Signal transit time with resistive load.

<sup>6)</sup> Output current minimal 0.03 mA.

<sup>7)</sup> Reference voltage DC 50 V.

<b>Power consumption</b>	40 mA <sup>3)</sup>
<b>Switching frequency</b>	1.5 kHz <sup>4)</sup>
<b>Response time</b>	250 µs <sup>5)</sup>
<b>Output type</b>	PNP, NPN
<b>Switching output (voltage)</b>	PNP: HIGH = $V_S - \leq 2 \text{ V}$ / LOW approx. 0 V NPN: HIGH = approx. $V_S$ / LOW $\leq 2 \text{ V}$
<b>Switching output</b>	Light/dark switching
<b>Output current <math>I_{\text{max}}</math></b>	100 mA <sup>6)</sup>
<b>Initialization time</b>	100 ms
<b>Connection type</b>	Connector M8, 4-pin
<b>Protection class</b>	III <sup>7)</sup>
<b>Circuit protection</b>	Output Q short-circuit protected Interference pulse suppression
<b>Enclosure rating</b>	IP65
<b>Weight</b>	95 g
<b>Housing material</b>	Aluminum

1) Limit values, reverse-polarity protected, operation in short-circuit protected network: max. 8 A.

2) May not exceed or fall below  $U_V$  tolerances.

3) Without load.

4) With light/dark ratio 1:1, typical, depending on material and speed.

5) Signal transit time with resistive load.

6) Output current minimal 0.03 mA.

7) Reference voltage DC 50 V.

## Ambient data

<b>Ambient operating temperature</b>	+5 °C ... +55 °C <sup>1)</sup>
<b>Ambient storage temperature</b>	-20 °C ... +70 °C
<b>Shock load</b>	According to EN 60068-2-27
<b>EMC</b>	EN 60947-5-2 <sup>2)</sup>

1) Do not bend below 0 °C.

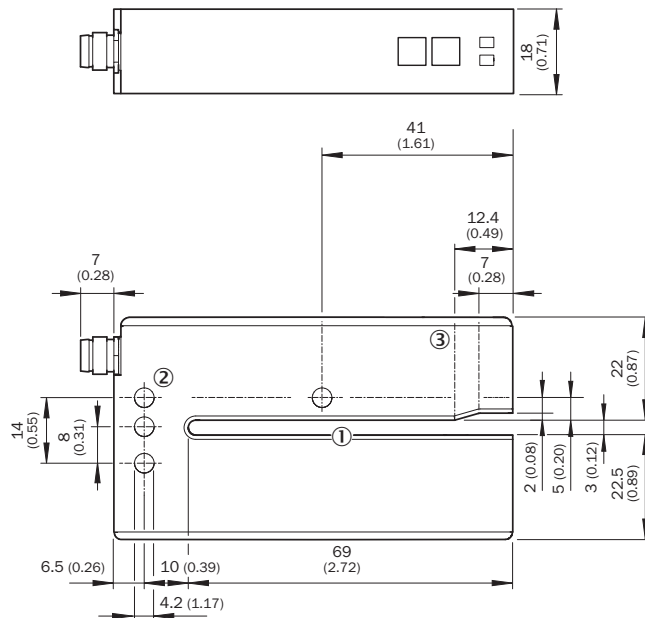
2) The UFN complies with the Radio Safety Requirements (EMC) for the industrial sector (Radio Safety Class A). It may cause radio interference if used in residential areas.

## Classifications

<b>ECI@ss 5.0</b>	27270909
<b>ECI@ss 5.1.4</b>	27270909
<b>ECI@ss 6.0</b>	27270909
<b>ECI@ss 6.2</b>	27270909
<b>ECI@ss 7.0</b>	27270909
<b>ECI@ss 8.0</b>	27270909
<b>ECI@ss 8.1</b>	27270909
<b>ECI@ss 9.0</b>	27270909
<b>ETIM 5.0</b>	EC002720
<b>ETIM 6.0</b>	EC002720
<b>UNSPSC 16.0901</b>	39121528

### Dimensional drawing (Dimensions in mm (inch))

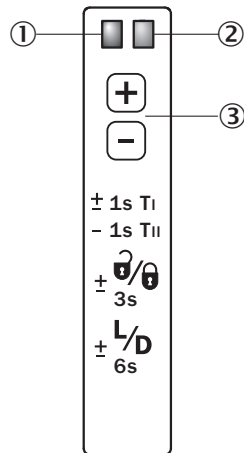
UFnext - Plus/minus buttons



- ① Fork opening: fork width 3 mm, forks depth 69 mm
- ② Mounting hole, Ø 4.2 mm
- ③ Detection axis

### Adjustments

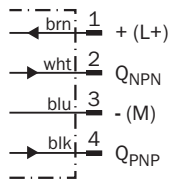
Adjustment: teach-in via plus/minus buttons (WFxx-B416)



- ① Function signal indicator (yellow), switching output
- ② Function indicator (red)
- ③ “+”/“-” buttons and function button

## Connection diagram

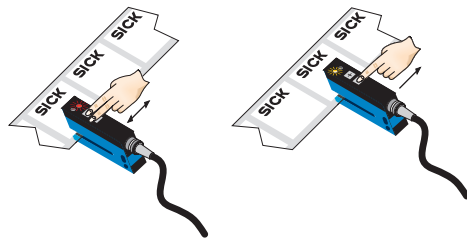
Cd-086



## Concept of operation

Teach-in dynamic via plus/minus buttons

1. Position label or substrate in the active area of the fork sensor
2. Move multiple labels through the fork sensor



Press both the "+" and "-" buttons together, hold > 1 s and then release the teach-in buttons. The red LED flashes.

Press "-" button, teach-in process is finished.

### Notes

Switching threshold adaptation:  
Only, the first teach-in procedure after switching on is permanently stored. Teach-in can be repeated cyclically. Switching output also during teach-in active.

- Once teach-in process is complete, the switching threshold can be adjusted at any time using the "+" or "-" button. To make minor adjustments, press the "+" or "-" button once. To configure settings quickly, keep the "+" or "-" button pressed for longer.


$\pm \frac{0}{3s}$  Press both the "+" and "-" buttons together (3 seconds) to lock the device and prevent unintentional actuation.

$\pm \frac{1}{6s}$  Press both the "+" and "-" buttons together (6 seconds) to define the switching function (light/dark switching). Standard setting: Q = light switching.

Teach-in (static): Setting the switching threshold without movements of label, cf. operating instruction.

## Recommended accessories

Other models and accessories → [www.sick.com/UF](http://www.sick.com/UF)

	Brief description	Type	Part no.
Plug connectors and cables			
	Head A: female connector, M8, 4-pin, straight Head B: cable Cable: PVC, unshielded, 2 m	DOL-0804-G02M	6009870
	Head A: female connector, M8, 4-pin, straight Head B: cable Cable: PVC, unshielded, 5 m	DOL-0804-G05M	6009872

	Brief description	Type	Part no.
	Head A: female connector, M8, 4-pin, straight Head B: cable Cable: PVC, unshielded, 10 m	DOL-0804-G10M	6010754
	Head A: female connector, M8, 4-pin, angled Head B: cable Cable: PVC, unshielded, 2 m	DOL-0804-W02M	6009871
	Head A: female connector, M8, 4-pin, angled Head B: cable Cable: PVC, unshielded, 5 m	DOL-0804-W05M	6009873
	Head A: female connector, M8, 4-pin, angled Head B: cable Cable: PVC, unshielded, 10 m	DOL-0804-W10M	6010755
	Head A: female connector, M8, 4-pin, straight Head B: - Cable: unshielded	DOS-0804-G	6009974
	Head A: female connector, M8, 4-pin, angled Head B: - Cable: unshielded	DOS-0804-W	6009975

## SICK AT A GLANCE

SICK is one of the leading manufacturers of intelligent sensors and sensor solutions for industrial applications. A unique range of products and services creates the perfect basis for controlling processes securely and efficiently, protecting individuals from accidents and preventing damage to the environment.

We have extensive experience in a wide range of industries and understand their processes and requirements. With intelligent sensors, we can deliver exactly what our customers need. In application centers in Europe, Asia and North America, system solutions are tested and optimized in accordance with customer specifications. All this makes us a reliable supplier and development partner.

Comprehensive services complete our offering: SICK LifeTime Services provide support throughout the machine life cycle and ensure safety and productivity.

**For us, that is “Sensor Intelligence.”**

## WORLDWIDE PRESENCE:

Contacts and other locations –[www.sick.com](http://www.sick.com)