

## **Type 4 Mild Steel Freestanding Enclosure** *HN4 FS Series* Continuous Hinge Door with Handle



### **Application**

- Designed to house electrical, electronic, hydraulic or pneumatic controls with provision for panel mounting or rack mounting of equipment.
- Provides protection where equipment may be hosed down or otherwise be very wet, or in specific applications where corrosion is a serious problem.
- A variety of inner panels, rack mounting rails and swing out frames are available to provide flexibility in mounting arrangements.

### **Construction**

- Formed 12 gauge steel.
- Smooth, continuously welded seams without knockouts, cutouts or holes.
- Lifting eyes provide for easy enclosure handling.
- Doors are supported with heavy gauge continuous hinges.
- New 3-pt padlocking door handle.
- Seamless poured-in place gasket.
- Provision for light kit mounting.
- A grounding stud is provided in the enclosure and a bonding stud is provided on the door.
- Mounting channels are welded on the inside of the enclosure for mounting of optional inner panels or rack equipment rails.

### **Standards**

- UL 508 Type 3R, 4 and 12
- CSA Type 3R, 4 and 12
- Complies with:
  - NEMA Type 3R, 4, 12 and 3
  - IEC 60529, IP66

### **Finish**

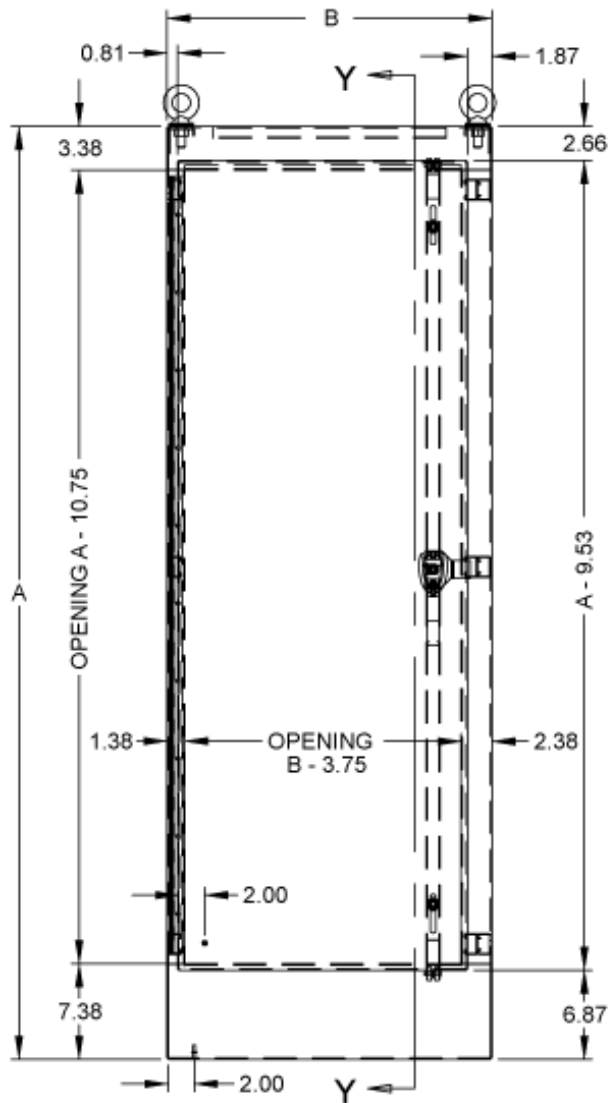
- Cover and enclosure are finished in recoatable smooth ANSI 61 gray powder coating.
- Optional inner panels are available in white powder coating, or unpainted galvanized steel.

### **Accessories**

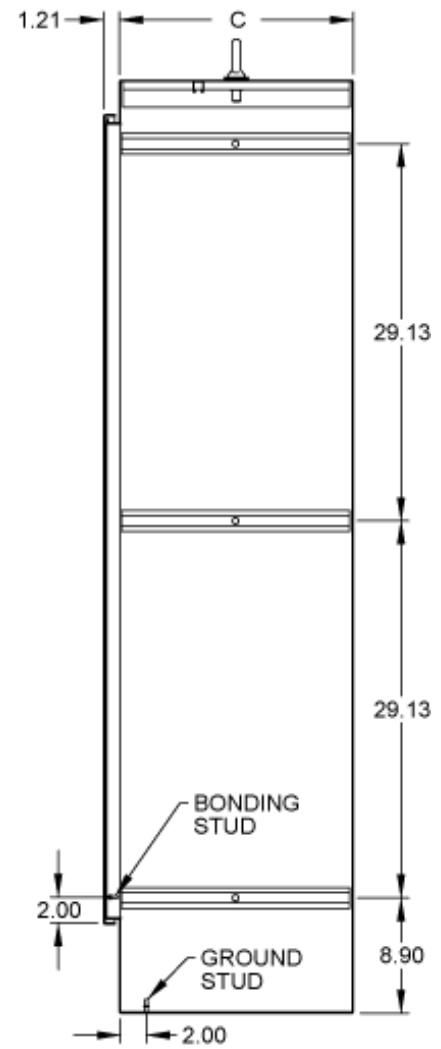
- |                    |                                      |
|--------------------|--------------------------------------|
| • Cooling Products | • Blowers and Fans                   |
| • Ventilation      | • Door Stop Kit                      |
| • Drip Shield Kit  | • Filtered Fans                      |
| • Floor Stand Kit  | • Gland Plates                       |
| • Heaters          | • Inner Panels                       |
| • Lighting         | • Type 1 Louvered Ventilating Plates |
| • Panel Rails      | • Swing Out Frames                   |

- Temperature Controls
- Top Hat Cable Modules

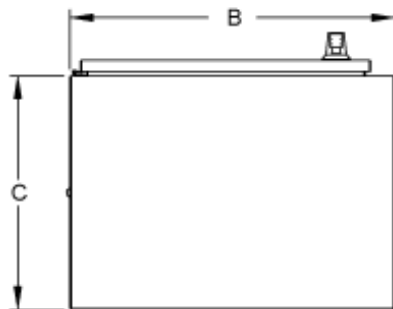
- Window Kits
- Ground Wire Kits



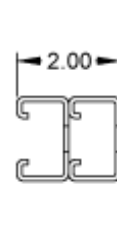
**Front View**



**Section Y-Y**



**Bottom View**



**Strut Detail - Right Side**

Part No.	A	B	C	Optional Inner Panel
HN4FS722518	72.06	25.06	18.06	72WFW
HN4FS723124	72.06	31.06	24.06	72XFW
HN4FS723724	72.06	37.06	24.06	72YFW

<sup>1</sup> Refers to optional full height/full width panels. **Depth panels/half height width panels are also available**

*Data subject to change without notice*

© 2016. Hammond Manufacturing Ltd. All rights reserved.