

BJF36070

Circuit breaker, PowerPacT B, 70A, 3 pole,
600Y/347VAC, 25kA, terminal nut, thermal
magnetic, 80%



Main

Range	PowerPacT
Product name	PowerPacT B
Device short name	BJ 070
Product or Component Type	Circuit breaker
Device Application	Distribution

Complementary

Line Rated Current	70 A
Number of Poles	3P
Protected poles description	3t
Control type	Toggle
Breaking capacity code	J
Breaking capacity	100 KA 208Y/120 V AC 50/60 Hz UL 489 100 KA 240 V AC 50/60 Hz UL 489 65 KA 480/277 V AC 50/60 Hz UL 489 65 KA 480 V AC 50/60 Hz UL 489 25 KA 600Y/347 V AC 50/60 Hz UL 489 50 kA 250 V DC UL 489
[Ue] rated operational voltage	690 V AC 50/60 Hz UL 489
Network Frequency	50/60 Hz
[Ics] rated service breaking capacity	100 KA 220...240 V AC 50/60 Hz IEC 60947-2 25 KA 500...525 V AC 50/60 Hz IEC 60947-2 2.5 KA 690 V AC 50/60 Hz IEC 60947-2 65 KA 380...415 V AC 50/60 Hz IEC 60947-2 65 kA 440 V AC 50/60 Hz IEC 60947-2
[Uimp] rated impulse withstand voltage	8 kV IEC 60947-2
Trip unit technology	Thermal-magneticTM-D,
Continuous current rating	80 %
[Ui] rated insulation voltage	800 V IEC 60947-2
Trip unit name	TM-D
Suitability for isolation	Yes IEC 60947-2
Utilisation category	Category A
Mechanical durability	15000 cycles IEC 947-1 Annex K ed 5.2
Electrical durability	10000 cycles IEC 947-1 Annex K ed 5.2 440 V In
Connection pitch	1.06 in (27 mm)
AWG gauge	AWG 14...AWG 8 aluminium/copper AWG 6...AWG 3/0 aluminium/copper
Local signalling	Presence of auxiliary contacts flag green)
Mounting mode	Clip-on 35 mm symmetrical DIN rail) By screws plate)
Electrical connection	Terminal nut, ON and OFF end
Tightening torque	44.25 Lbf.in (5 N.m) 0.00...0.02 in ² (2.5...16 mm ²) (AWG 14...AWG 4) 79.66 Lbf.in (9 N.m) 0.04...0.15 in ² (25...95 mm ²) (AWG 3...AWG 3/0)

Number of slots	1 auxiliary switch OF plug-in) 1 voltage release MN or MX plug-in) 1 alarm switch SD plug-in)
Power wire stripping length	0.79 in (20 mm)
Color	Gray RAL 7016)
9 mm pitches	9
Height	5.39 in (137 mm)
Width	3.19 in (81 mm)
Depth	3.15 in (80 mm)
Net Weight	2.04 lb(US) (0.924 kg)
Quantity per Set	Set of 1
Circuit breaker application	HACR rated

Environment

Quality labels	CE
Standards	UL 489 GB 14048.2 EN/IEC 60947-5-1 NMX J-266 EN/IEC 60947-2 CSA C22.2 No 5 NEMA AB1
Product certifications	UL[RETURN]IEC[RETURN]CCC[RETURN]EAC[RETURN]CSA[RETURN]NOM
IP degree of protection	Front cover IP40 IEC 60529
IK degree of protection	IK07 IEC 62262
Pollution degree	3 IEC 60947-1
Ambient Air Temperature for Operation	-13...158 °F (-25...70 °C)
Ambient Air Temperature for Storage	-58...185 °F (-50...85 °C)
Operating altitude	6561.68 ft (2000 m) without derating 5000 m with derating





Ordering and shipping details

Category	01132-BJ/BK UNIT MOUNT BREAKER/SWITCH
Discount Schedule	DE2
GTIN	3606481149893
Returnability	Yes
Country of origin	US

Packing Units

Unit Type of Package 1	PCE
Number of Units in Package 1	1
Package 1 Height	3.30 in (8.382 cm)
Package 1 Width	4.70 in (11.938 cm)
Package 1 Length	8.10 in (20.574 cm)
Package 1 Weight	2.60 lb(US) (1.179 kg)

Offer Sustainability

Sustainable offer status	Green Premium product
California proposition 65	WARNING: This product can expose you to chemicals including: DINP, which is known to the State of California to cause cancer, and DIDP, which is known to the State of California to cause birth defects or other reproductive harm. For more information go to www.P65Warnings.ca.gov
EU RoHS Directive	Compliant  EU RoHS Declaration
Mercury free	Yes
China RoHS Regulation	 China RoHS Declaration
RoHS exemption information	 Yes
Environmental Disclosure	 Product Environmental Profile

WEEE	The product must be disposed on European Union markets following specific waste collection and never end up in rubbish bins.
PVC free	Yes
Halogen content performance	Halogen free product