



### Main

Range of Product	Preventa Safety automation
Product or Component Type	Safe speed monitoring module
Device short name	XPSMCM
Electrical Connection	Screw terminal
[Us] rated supply voltage	24 V - 20...20 % DC
Discrete input voltage	24 V DC
Function of module	Speed monitoring

### Complementary

Power Consumption in W	3 W
Power dissipation in W	3 W
Integrated connection type	Backplane expansion bus
Safety level	Can reach category 4 ISO 13849-1 Can reach PL = e ISO 13849-1 Type 4 IEC 61496-1 SILCL 3 IEC 62061
Quality labels	CE
Number of terminal blocks	4
Local signalling	1 LED green PWR power ON 1 LED green RUN RUN (status) 1 LED red E IN internal error 1 LED red E EX external error 2 LEDs orange ADDR node address 1 LED yellow ENC encoder connection status 2 LEDs yellow PROX proximity sensors connection status 2 LEDs yellow SH speed monitoring status
Connections - terminals	2 captive screw clamp terminals, removable terminal block 1 captive screw clamp terminals, removable terminal block
Maximum input frequency	5 KHz sensor 500 kHz encoder SinCos
Sensor Type	Inductive proximity sensor
Electrical connection	1 connector RJ45 EIA/TIA-568-A
Cable cross section	0.00...0.00 In <sup>2</sup> (0.2...2.5 mm <sup>2</sup> ) - AWG 24...AWG 14 flexible without cable end 0.00...0.00 In <sup>2</sup> (0.2...2.5 mm <sup>2</sup> ) - AWG 24...AWG 14 solid without cable end 0.00...0.00 In <sup>2</sup> (0.25...2.5 mm <sup>2</sup> ) - AWG 23...AWG 14 flexible with cable end, with bezel 0.00...0.00 In <sup>2</sup> (0.25...2.5 mm <sup>2</sup> ) - AWG 23...AWG 14 flexible with cable end, without bezel 0.00...0.00 In <sup>2</sup> (0.2...1.5 mm <sup>2</sup> ) - AWG 24...AWG 16 flexible without cable end 0.00...0.00 In <sup>2</sup> (0.25...1 mm <sup>2</sup> ) - AWG 23...AWG 18 flexible with cable end, without bezel 0.00...0.00 In <sup>2</sup> (0.5...1.5 mm <sup>2</sup> ) - AWG 20...AWG 16 flexible with cable end, with double bezel 0.00...0.00 in <sup>2</sup> (0.2...1 mm <sup>2</sup> ) - AWG 24...AWG 18 solid without cable end
Mounting support	Omega 35 mm DIN rail EN 50022
Depth	0.89 in (22.5 mm)
Height	3.90 in (99 mm)
Width	4.51 in (114.5 mm)
Net Weight	0.62 lb(US) (0.28 kg)

## Environment

Standards	IEC 61496-1 IEC 61508 IEC 61800-5-1 IEC 62061 ISO 13849-1
Product Certifications	cULus[RETURN]TÜV[RETURN]RCM
IP degree of protection	IP20 enclosure)
Ambient air temperature for operation	14...131 °F (-10...55 °C)
Ambient air temperature for storage	-4...185 °F (-20...85 °C)
Relative Humidity	10...95 %
Pollution degree	2
[Uimp] rated impulse withstand voltage	4 kV IEC 61800-5
Insulation	250 V AC between power supply and housing IEC 61800-5-1
Overvoltage category	II
Electromagnetic compatibility	Electrostatic discharge immunity test - test level: 6 kV (on contact) conforming to IEC 61000-4-2 Electrostatic discharge immunity test - test level: 20 kV (on air) conforming to IEC 61000-4-2 Susceptibility to electromagnetic fields - test level: 10 V/m (80...1000 MHz) conforming to IEC 61000-4-3 Susceptibility to electromagnetic fields - test level: 30 V/m (1.4 GHz...2 GHz) conforming to IEC 61000-4-3
Vibration resistance	+/-0.35 mm 10...55 Hz)IEC 61496-1
Shock resistance	10 gn 16 ms) 1000 shocks on each axis IEC 61496-1
Service Life	20 year(s)


## Ordering and shipping details

Category	22477-SAFETY MODULES (PREVENTA)
Discount Schedule	SAF2
GTIN	3606480748707
Returnability	No
Country of origin	IT

## Packing Units

Unit Type of Package 1	PCE
Number of Units in Package 1	1
Package 1 Height	1.65 in (4.2 cm)
Package 1 Width	4.92 in (12.5 cm)
Package 1 Length	6.34 in (16.1 cm)
Package 1 Weight	8.01 oz (227.0 g)
Unit Type of Package 2	S01
Number of Units in Package 2	6
Package 2 Height	5.91 in (15.0 cm)
Package 2 Width	5.91 in (15.0 cm)
Package 2 Length	15.75 in (40.0 cm)
Package 2 Weight	3.50 lb(US) (1.587 kg)

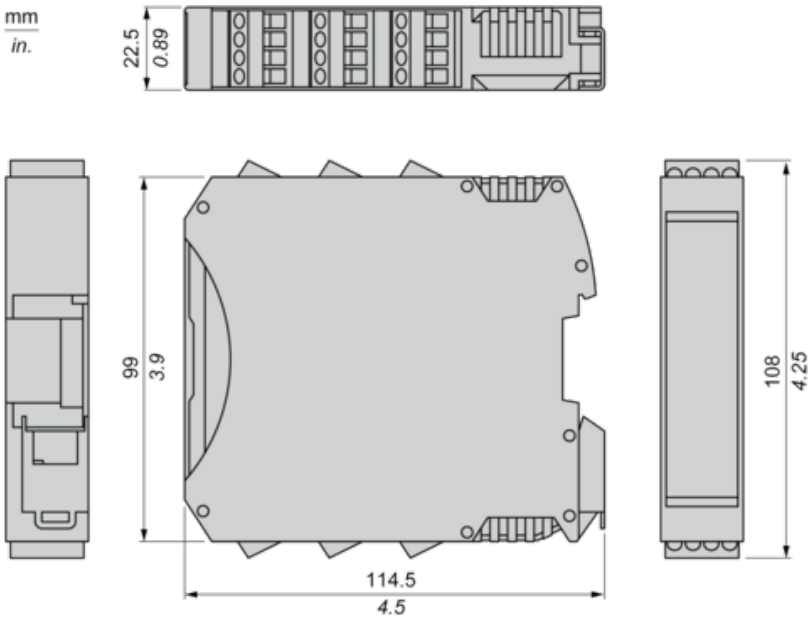
## Offer Sustainability

Sustainable offer status	Green Premium product
California proposition 65	WARNING: This product can expose you to chemicals including: Lead and lead compounds, which is known to the State of California to cause cancer and birth defects or other reproductive harm. For more information go to <a href="http://www.P65Warnings.ca.gov">www.P65Warnings.ca.gov</a>
REACH Regulation	 <a href="#">REACH Declaration</a>
REACH free of SVHC	Yes
EU RoHS Directive	Pro-active compliance (Product out of EU RoHS legal scope)
Mercury free	Yes

China RoHS Regulation	<a href="#">China RoHS Declaration</a>
RoHS exemption information	<a href="#">Yes</a>
Environmental Disclosure	<a href="#">Product Environmental Profile</a>
Circularity Profile	<a href="#">End Of Life Information</a>
WEEE	The product must be disposed on European Union markets following specific waste collection and never end up in rubbish bins.
PVC free	Yes

Dimensions

Screw Terminal




---

## Mounting Safety Controller CPU with Module(s)

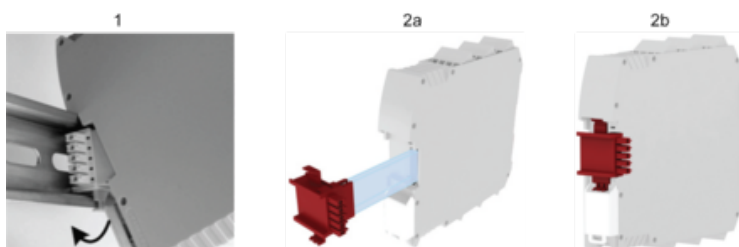
---

### Mount BackPlane Connector on Rail



- 1 : Connect as much Backplane Connector as module to be install.  
2 : Fix the connectors to the rail (Top first).

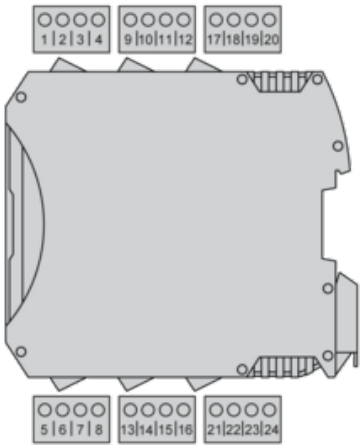
### Mount Safety Controller CPU with Other Module(s)



- 1 : Mount controller CPU and modules on rail.  
2 : Make sure that the controller CPU or the module(s) are plugged on the BackPlane connector.

Wiring

Terminal Designation



Terminal	Signal	Description
1	24 VDC	24 VDC power supply
2	NODE_ADDR0	Node selection
3	NODE_ADDR1	
4	0 VDC	0 Vdc power supply
5	PROXY1_24V	PROXIMITY 1 connections
6	PROXY1_REF	
7	PROXY1_NO	
8	PROXY1_NC	
9	PROXY2_24V	PROXIMITY 2 connections
10	PROXY2_REF	
11	PROXY2_NO	
12	PROXY2_NC	
13	not connected	not connected
14		
15		
16		