LITHONIA LIGHTING®

Catalog Number	
Notes	
Type	

4iG

IC/Non-IC Retrofit iGimbal

FEATURES & SPECIFICATIONS

INTENDED USE — The adjustable LED iGimbal downlighting module is 80% more efficient than incandescent luminaries, performing for 35,000 hours or more with exceptional energy efficiency and near zero maintenance. The LED iGimbal is intended for sloped ceiling applications, grazing textured surfaces, wall washing, and highlighting artwork or other architectural features. Retrofits into most existing recessed downlighting installations or new construction and remodel applications.

CONSTRUCTION — Spun steel gimbal reflectors with 360° of rotation and at least 50° of adjustable tilt in both directions. Driver affixed to a static yoke to allow maximization of LED light engine rotation and pivot movements.

OPTICS — Diffused lens at end of mixing chamber to provide even light distribution for general illumination, equivalent to 50W incandescent flood lamp. Utilizes 2700K, 3000K and 4000K color temperature LEDs. CRI – 90+. The LED module maintains at least 70% light output for 35,000 hours.

ELECTRICAL — Primary power disconnect provided for simple connection to a dedicated LED connector in the housing. Dimming down to 15%.

INSTALLATION — Suitable for installation in standard height rough-in sections. Splice kit ships standard. This enables easy installation or permanent conversion to an LED source for Title 24 compliance. Includes three friction clips to ensure easy installation.

LISTINGS — ETL certified to US and Canadian safety standards. FCC Certified. ENERGY STAR® certified; California T24 compliant. Damp location listed.

WARRANTY — 5-year limited warranty. Complete warranty terms located at www.acuitybrands.com/CustomerResources/Terms_and_conditions.aspx

Note: Actual performance may differ as a result of end-user environment and application. All values are design or typical values, measured under laboratory conditions at 25 °C. Specifications subject to change without notice.

Specifications

Aperture:	2-11/16 (6.8)
Ceiling opening:	as rough-in
Height:	4-1/8 (10.5)
Overlap trim:	5-1/8 (13.0)

All dimensions are inches (centimeters) unless otherwise indicated.

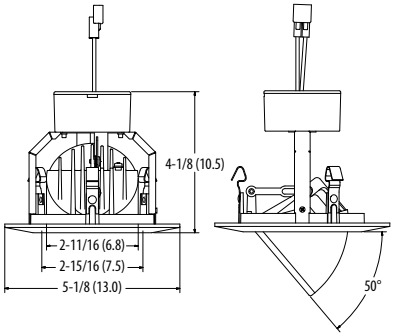

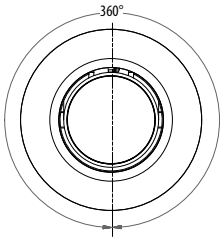

Splice Kit (included)

ORDERING INFORMATION For shortest lead times, configure product using **standard options (shown in bold).**

Example: 4iGMW LED 27K 90CRI L3LED T24

4iG				LED					
Series/Finish				**Lamp**	**CCT/CRI/W/Lumens[2]**		**Voltage**		**Options**	
4iG	4" iGimbal module	**MW**	Matte white	**LED**	**27K 90CRI**	2700K/92CRI/9.8W/610L	**(blank)**	120V	**L3LED T24**	IC/Non-IC rated, new construction rough-in LED base
		MB	Matte black[1]		**30K 90CRI**	3000K/92CRI/9.8W/640L			**L3RLED T24**	IC/Non-IC rated, remodel rough-in LED base
		BN	Brush nickel[1]		**40K 90CRI**	4000K/94CRI/9.8W/670L[3]			**L3**	IC/Non-IC rated, new construction rough-in[4,5]
		ORB	Oil-rubbed bronze[1]						**L3R**	IC/Non-IC rated, remodel rough-in[4,5]

Notes

1 Minimum 90-day lead time for non-standard color finishes; minimum 50-piece order quantity.

2 Total system delivered lumens.

3 90-day lead time for 4000 K color temperature; minimum 50-piece order.

4 Must be ordered on a separate line.

5 To install LED iGimbal, remove sockets and assemble leaving socket wires. Install using hardwire kit provided.

PHOTOMETRICS

Distribution Curve	Distribution Data	Output Data	Coefficient of Utilization	Illuminance Data at 30″ Above Floor for a Single Luminaire

4iGMW LED, 2700 K LEDs, input watts: 9.6, delivered lumens: 623, LM/W=65, test no. LTL28994P1, tested in accordance with IESNA LM 79-80.

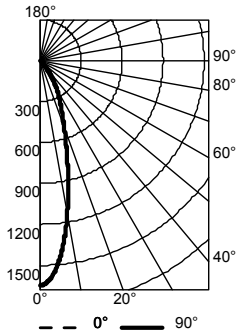

CP Summary

	0°	90
0°	1642	1642
5°	1492	1496
15°	766	772
25°	343	354
35°	144	154
45°	16	16
55°	5	5
65°	3	2
75°	1	0
85°	0	0
90	0	0

Coefficients of Utilization

pf	20%								
pc	80%			70%			50%		
RCR / pw	70%	50%	30%	50%	30%	10%	50%	30%	10%
0	119	119	119	116	116	116	111	111	111
1	114	112	109	109	107	106	105	104	102
2	109	105	101	103	100	97	100	97	95
3	105	99	95	98	94	90	95	92	89
4	100	94	89	93	88	85	90	87	84
5	96	89	84	88	83	80	86	82	79
6	92	84	79	84	79	75	82	78	75
7	89	80	75	80	75	71	79	74	71
8	85	77	72	76	71	68	75	71	68
9	82	73	68	73	68	65	72	68	65
10	79	70	65	70	65	62	69	65	62

Zonal Lumen Summary

Zone	Lumens	% Lamp	% Fixture
0° - 30°	507	81.4	81.4
0° - 40°	597	96.0	96.0
0° - 60°	618	99.4	99.4
0° - 90°	622	100.0	100.0
90° - 180°	0	0.0	0.0
0° - 180°	622	100.0	100.0

Distribution Curve	Distribution Data	Output Data	Coefficient of Utilization	Illuminance Data at 30″ Above Floor for a Single Luminaire

4iGMW LED, 3000 K LEDs, input watts: 9.6, delivered lumens: 693, LM/W=72, test no. LTL28994, tested in accordance with IESNA LM 79-80.

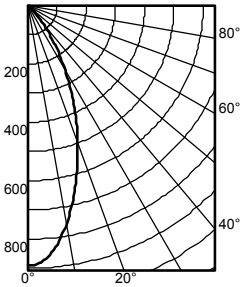

	Ave	Lumens
0	891	
5	857	79
15	631	175
25	373	170
35	155	98
45	36	31
55	13	12
65	5	5
75	2	2
85	0	0
90	0	

Zone	Lumens	% Lamp
0° - 30°	422.7	74.1
0° - 40°	520.5	91.2
0° - 60°	563.5	98.7
0° - 90°	570.8	100.0
90° - 180°	0.0	0.0
0° - 180°	570.8	*100.0

*Efficiency

pf	20%								
pc	80%			70%			50%		
pw	50%	30%	10%	50%	30%	10%	50%	30%	10%
0	119	119	119	116	116	116	111	111	111
1	111	108	106	109	106	104	105	103	101
2	103	99	96	102	98	95	98	95	93
3	97	92	88	95	91	87	93	89	86
4	90	85	81	89	84	80	87	83	79
5	85	79	75	84	79	75	82	78	74
6	80	74	70	79	74	70	78	73	69
7	76	70	66	75	69	66	74	69	65
8	72	66	62	71	65	62	70	65	61
9	68	62	58	67	62	58	66	61	58
10	65	59	55	64	59	55	63	58	55

		50% beam - 37.9°		10% beam - 69.4°	
Mounting Height	Inital FC Center Beam	Diameter	FC	Diameter	FC
8.0	29.5	3.8	14.7	7.6	2.9
10.0	15.8	5.1	7.9	10.4	1.6
12.0	9.9	6.5	4.9	13.2	1.0
14.0	6.7	7.9	3.4	15.9	0.7
16.0	4.9	9.3	2.4	18.7	0.5

Distribution Curve	Distribution Data	Output Data	Coefficient of Utilization	Illuminance Data at 30″ Above Floor for a Single Luminaire

4iGMW LED, 4000 K LEDs, input watts: 9.6, delivered lumens: 682, LM/W=71, test no. LTL28994P2, tested in accordance with IESNA LM 79-80.

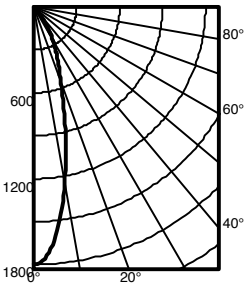

	Ave	Lumens
0	1800	
5	1638	143
15	843	234
25	386	178
35	164	100
45	18	17
55	6	6
65	3	3
75	1	1
85	0	0
90	0	

Zone	Lumens	% Lamp
0° - 30°	555.5	81.4
0° - 40°	655.0	96.0
0° - 60°	678.0	99.4
0° - 90°	682.4	100.0
90° - 180°	0.0	0.0
0° - 180°	682.4	*100.0

*Efficiency

pf	20%								
pc	80%			70%			50%		
pw	50%	30%	10%	50%	30%	10%	50%	30%	10%
0	119	119	119	116	116	116	111	111	111
1	112	109	107	109	107	106	105	104	102
2	105	101	98	103	100	97	100	97	95
3	99	95	91	98	94	90	95	92	89
4	94	89	85	93	88	85	90	87	84
5	89	84	80	88	83	80	86	82	79
6	84	79	75	84	79	75	82	78	75
7	80	75	72	80	75	71	79	74	71
8	77	72	68	76	71	68	75	71	68
9	73	68	65	73	68	65	72	68	65
10	70	65	62	70	65	62	69	65	62

		50% beam - 26.5°		10% beam - 59.3°	
Mounting Height	Inital FC Center Beam	Diameter	FC	Diameter	FC
8.0	59.5	2.6	29.7	6.3	6.0
10.0	32.0	3.5	16.0	8.5	3.2
12.0	19.9	4.5	10.0	10.8	2.0
14.0	13.6	5.4	6.8	13.1	1.4
16.0	9.9	6.4	4.9	15.4	1.0

DOWNLIGHTING: One Lithonia Way, Conyers, GA 30012 Phone: 800-315-4935 Fax: 770-860-3129 www.lithonia.com
© 2015-2017 Acuity Brands Lighting, Inc. All rights reserved. Rev. 07/06/17

DIMMING AND ENERGY DATA

ENERGY DATA*			
Lumens	610	640	670
Watts	9.8	9.8	9.8
LPW	62	65	68
CRI	92	92	94
Color Temp	2700	3000	4000
Minimum Starting Temp	0°F (-18°C)	0°F (-18°C)	0°F (-18°C)
EMI/RFI	FCC Title 47 CFR, Part 15, Class B	FCC Title 47 CFR, Part 15, Class B	FCC Title 47 CFR, Part 15, Class B
Min. Power Factor	0.90	0.90	0.90
Input current	0.08A	0.08A	0.08A

*Values at non-dimming line voltage.

COMPATIBLE DIMMER SWITCHES			
Manufacturer	**Model/Series**	**Part Numbers**	**Type**
Sensor Switch	nLight	nSP5 PCD 2W	2-Way 575W Incandescent
		nSP5 PCD ELV 120	475W Electronic Low Voltage
Pass & Seymour	Harmony	HCL453PTCCCV6	3-Way 450W LED and CFL
Leviton	Sure Slide™ Decora	6633-P	3-Way 600W Incandescent
Lutron	Nova T	NTELV-300P	300W Electronic Low Voltage
	Diva	DVELV-300P	Single-pole, 300W, ELV
	Ariandni C-L	AYCL-153P-WH	150W CFL/LED or 600W incandescent
Insteon	Insteon	2477D	Single-pole & 3-way, 600W, ELV

When installing the LED Modules on a run with a dimmer, please use the following rule of thumb when determining the number of fixtures controlled by a single dimmer:

- Figure that each LED fixture represents a 65 Watt load
- Divide the maximum load of the dimmer by 65 watt fixture load. (round down to the nearest whole number).

Example:

Dimmer max load=600 watts
LED fixture load=65 watts
600 watts/65 watts per fixture=9 fixtures per run

LITHONIA LIGHTING®
An AcuityBrands Company
DOWNLIGHTING: One Lithonia Way, Conyers, GA 30012 Phone: 800-315-4935 Fax: 770-860-3129 www.lithonia.com
© 2015-2017 Acuity Brands Lighting, Inc. All rights reserved. Rev. 07/06/17

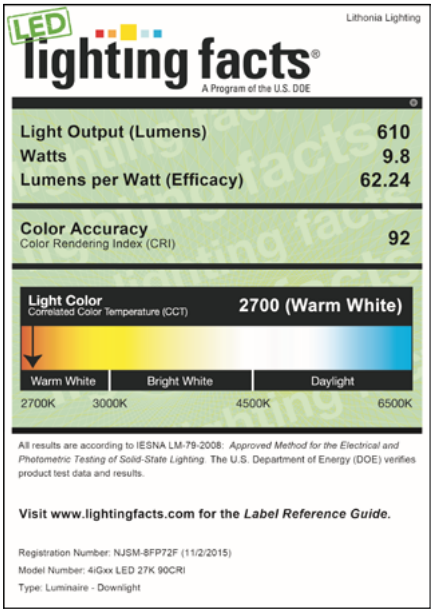

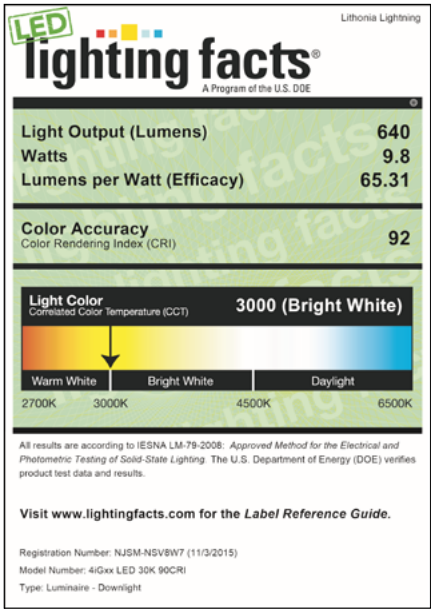

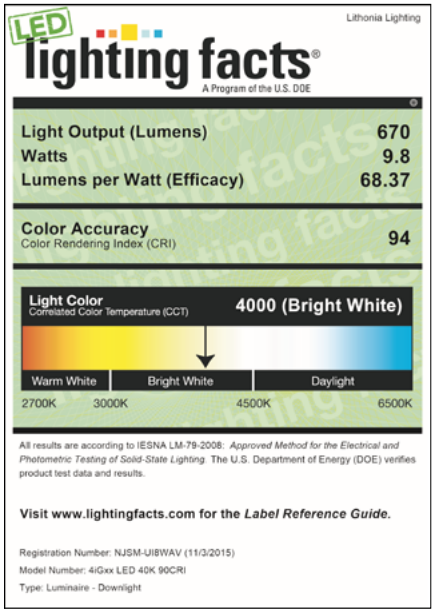

DOWNLIGHTING: One Lithonia Way, Conyers, GA 30012 Phone: 800-315-4935 Fax: 770-860-3129 www.lithonia.com
© 2015-2017 Acuity Brands Lighting, Inc. All rights reserved. Rev. 07/06/17