

Non-fused 30 or 60 amp motor control disconnect switch

Project Name:	Prepared By:
Project Number:	Date:
Catalog Number:	Type:

Description

3-pole, 3-phase
30A or 60A, 600V/AC max.
NEMA TYPE 4X, 12 & IP67

Design features

- Thermoplastic enclosure made from VALOX™ resin provides high impact strength and excellent corrosion resistance
- Adjustable mounting feet for flexible positioning options
- High-visibility red handle can be padlocked to meet OSHA lockout/tagout requirements
- Mounting feet have two options: flush mount or 1/4" offset (for easy washdown behind the enclosure)
- Auxiliary contacts are available for PLC or VFD applications
- Heavy-duty industrial switches designed for long life



AHDS30

Table 1. Motor control disconnect switches

Catalog No.	Description	Rating	
		A	V/AC
<input type="checkbox"/> AHDS30	30A disconnect switch	30	600 max.
<input type="checkbox"/> AHDS30AC	30A disconnect switch aux contacts	30	600 max.
<input type="checkbox"/> AHDS30VFD	30A disconnect switch var freq drive	30	600 max.
<input type="checkbox"/> AHDS60	60A disconnect switch	60	600 max.
<input type="checkbox"/> AHDS60AC	60A disconnect switch aux contacts	60	600 max.
<input type="checkbox"/> AHDS60VFD	60A disconnect switch var freq drive	60	600 max.

Compliances, specifications and availability are subject to change without notice.

EATON

Powering Business Worldwide

Project Name:	Prepared By:
Project Number:	Date:
Catalog Number:	Type:

Table 2. Ordering matrix

3-pole, 30A or 60A, 600V/AC Motor control disconnect switch Sample number: AHDS30AC	
<div> <div>Arrow Hart</div> <div>Disconnect switch</div> <div> <div>Amperage</div> <div>30 = 30 amps</div> <div>60 = 60 amps</div> </div> <div> <div>Options</div> <div> BLANK = Base model AC = Auxillary contacts (1 NO and 1 NC) VFD = Aux contacts for variable frequency drive (early-break) </div> </div> </div>	<div> <div>AH DS</div> </div>

Applications

Non-fused 30 or 60 Ampere Motor Control Disconnect Switch“Suitable as Motor Disconnect” per NEC® 430.102(B) and 430.109(A)(6)

Arrow Hart's new line of NEMA Type 4X disconnect switches are made from VALOX™ resin and are a flexible and economical solution to 3-phase power switching applications. They are ideal for washdowns and corrosive environments where an OSHA lockout/tagout disconnecting means is required. They are also suitable for use with metallic conduit and are available with auxiliary contacts for a variety of control circuit applications.

Table 3. Specifications

Device Type	30 & 60A - disconnect switches (non-fused)
Testing & code compliance	• cULus Listed to UL 60947-1, & 60947-14, file no. E135083
Environmental specifications	Flammability: UL94 5VA Classification Temperature rating**: Max continuous: +60°C (+140°F) Min continuous (without impact): -50°C (-58°F) Water/moisture resistance: NEMA Type 4, 4X, 12 & IP67 UV resistance: All enclosure materials are UV stabilized
Electrical specifications	Dielectric voltage: 2200V AC minimum Max operating voltage: 600V/AC Endurance, electrical: 6,000 cycles minimum Short circuit current rating (SCCR)*: 10,000 RMS symmetrical amps with RK1 fuse 65,000 RMS symmetrical amps with J fuse*** Motor loads: Horsepower rated per UL508, see chart
Mechanical Specifications	Impact resistance: As per UL746C Mechanical life: 10,000 cycles minimum Terminal identification: As per UL and CSA Product identification: Identification and ratings are part of internal and external label Mounting: External adjustable feet with three positions (0, 45 & 90 degrees) 30A - flush and non-flush mounting feet options

Table 4. Materials

Device Type	30 & 60A - disconnect switches (non-fused)
Material	Enclosure - top cover: VALOX™ resin Enclosure - base: VALOX™ resin Enclosure - screws: 300 series stainless steel (captivated) Grounding - plate: Steel - galvanized Grounding - assembly screw: 300 series stainless steel Handle: VALOX™ resin Handle - seal: Neoprene Handle - shaft: VALOX™ resin Handle - screw: 300 series stainless steel (tamper resistant type) Mounting feet: VALOX™ resin Mounting feet - assembly screws: 300 series stainless steel Threaded inserts: Brass
Optional equipment materials	Impact resistance: As per UL746C

* Break all lines

**When used with 75°C copper wire only

***Not applicable for 1 Ø 120 and 277 VAC applications

VALOX™ is a registered trademark of SABIC or its affiliates or subsidiaries

Project Name:	Prepared By:
Project Number:	Date:
Catalog Number:	Type:

Product Dimensions

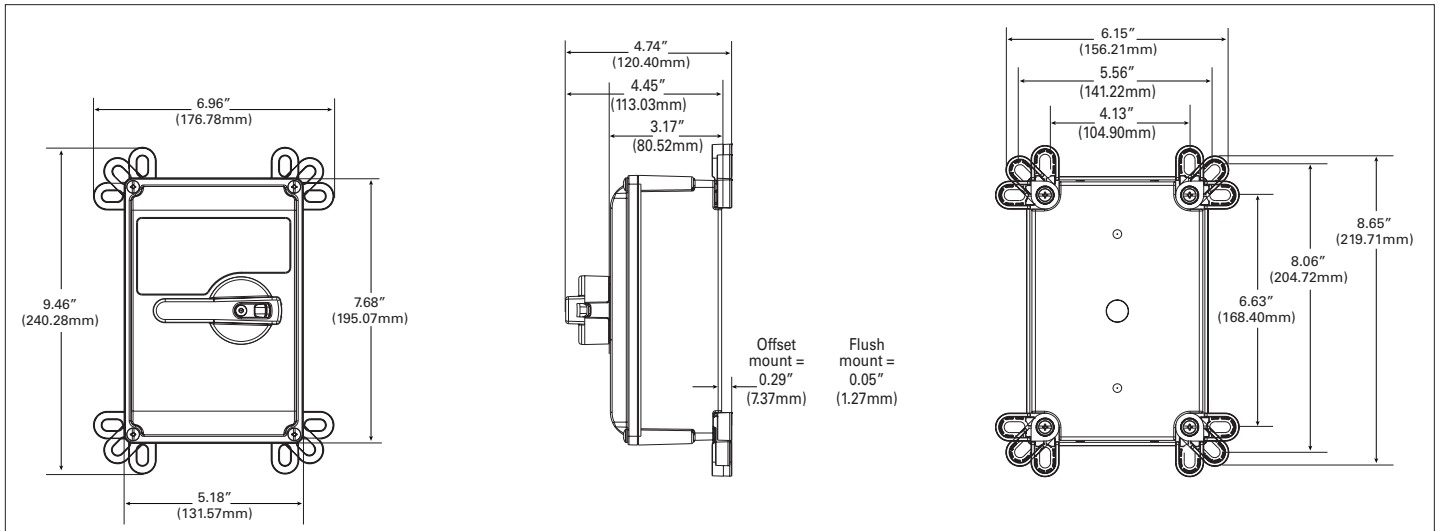


Figure 1. 30A rotary disconnect switch

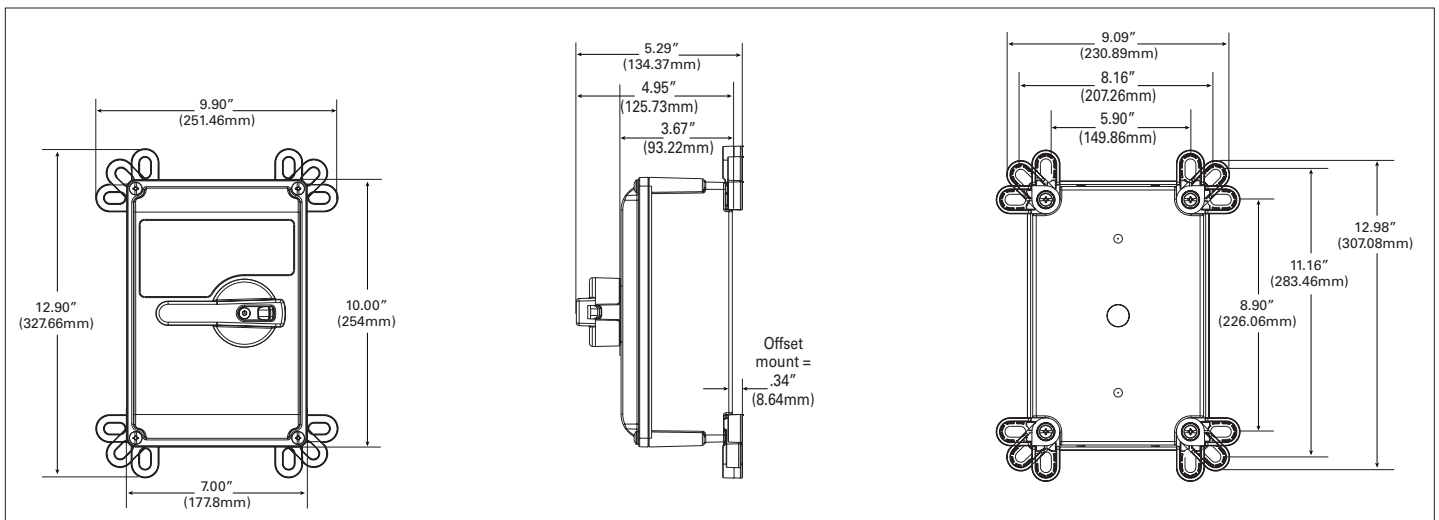


Figure 2. 60A rotary disconnect switch

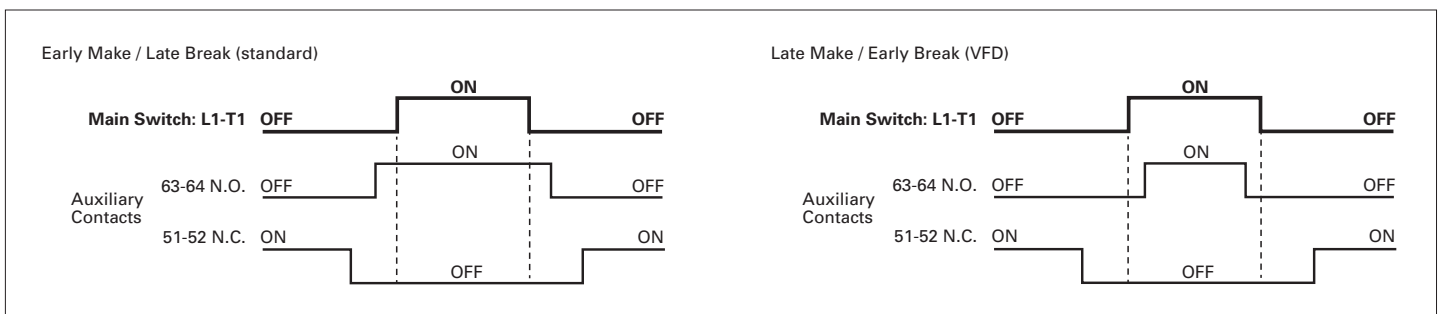





Figure 3. Auxiliary contact timing diagrams

Project Name:	Prepared By:
Project Number:	Date:
Catalog Number:	Type:

Table 5. Horsepower ratings

Voltage	30A	60A
1Ø 120V	1	2
1Ø 220-240V	3	5
1Ø 277V	3	7.5
1Ø 440-480V	5	10
3Ø 220-240V	5	10
3Ø 440-480V	10	20
3Ø 600V	10	20

Certifications & Compliances

Catalog No.			
AHDS30	•	•	•
AHDS30AC	•	•	•
AHDS30VFD	•	•	•
AHDS60	•	•	•
AHDS60AC	•	•	•
AHDS60VFD	•	•	•

KEY:  cULus  NOM  NSF

Compliances, specifications and availability are subject to change without notice.

Electrical Sector
203 Cooper Circle
Peachtree City, GA 30269
United States
Eaton.com
Cooperwiringdevices.com

Electrical Sector
Canada Operations
5925 McLaughlin Road
Mississauga, Ontario, L5R 1B8
Canada
EatonCanada.ca
Cooperwiringdevices.com

Electrical Sector
Mexico Operations
Carr. Tlalnepantla -
Cuautitlan Km 17.8 s/n
Col. Villa Jardin esq.
Cerrada 8 de Mayo
Cuautitlan, Mexico CP 54800
Mexico
Eaton.mx
Cooperwiringdevices.com

Eaton
1000 Eaton Boulevard
Cleveland, OH 44122
United States
Eaton.com

© 2015 Eaton
All Rights Reserved
Printed in USA
Publication No. TD630001EN
March 2015

Eaton is a registered trademark.

All other trademarks are property
of their respective owners.