

DESCRIPTION

The H99TAT is a small aperture Non-IC AIR-TITE™ housing for providing accent and task lighting. The H99T is designed for use in non-insulated ceiling or for insulated ceilings but insulation **MUST** be kept 3" from all sides of the housing. Non-IC Housing is AIR-TITE™ but insulation must be kept 3 inches away from all sides of housing.

SPECIFICATION FEATURES

Housing

Formed of CRS with powder coat finish.

Plaster Frame

- Galvanized steel die-formed construction.
- The inner housing can be removed from plaster frame to provide access to the junction box.
- Plaster frame features include:
 - Patented regressed locking screw positioned for securing hanger bars from below the ceiling.
 - Cutouts for easily crimping hanger bars in position.
 - AIR-TITE aperture gasket is pre-installed.
 - HALO identity embossed on plaster frame

SLIDE-N-SIDE™ Junction Box

- Positioned to accommodate straight conduit runs
- Four 1/2" trade size conduit knockouts with true pry-out slots
- Slide-N-Side wire traps allow non-metallic sheathed cable to be installed without tools and without removing knockouts.
- Accepts a wide range of non-metallic (type NM) sheathed cables - the standard cable types used in lighting in both U.S. and Canada.
 - Allows wiring connections to be made outside the junction box.

- Simply insert the cable directly into the trap after connections are made.
- Accommodates the following standard non-metallic sheathed cable sizes:
(US) #14/2, #14/3, #12/2, #12/3
(Canada) #14/2, #14/3, #12/2

"Quick Connect" Connectors

Three quick connect wiring connectors included.

GOT NAIL! Pass-N-Thru™ Bar Hangers

- Pre-installed nail easily installs in regular lumber, engineered lumber and laminated beams.
- Safety and guidance system prevents snagging, ensures smooth straight nail penetration and allows bar hangers to be easily removed if necessary.
- Automatic levelling flange aligns the housing and lets you hold the housing in place with one hand while driving nails.
- Housing can be positioned at any point within 24" joist span.
- Pass-N-Thru™ feature allows bar hangers to be shortened without removing from plaster frame.
- Score lines allow "toolless" shortening for 12" joists.
- Bar hangers may be repositioned 90°.
- Integral T-bar clip snaps onto T-bars - no additional clips required.

| | |
|-------------|------|
| Catalog # | Type |
| Project | |
| Comments | |
| Prepared by | Date |

Socket

Fixed position porcelain socket with nickel plated brass screw shell provides consistent lamp positioning.

Thermal Protector

Thermal protector deactivates fixture if overheating occurs due to improper lamping or misapplied insulation.

Labels

- UL/cUL Listed 1598 Luminaire
- UL/cUL Damp Location Listed
- UL/cUL Listed for Wet Location, covered ceiling - with select trims
- UL/cUL Listed for Feed Through
- Certified Under ASTM-E283 for air tight construction
- IP rated (Improper Lamp)

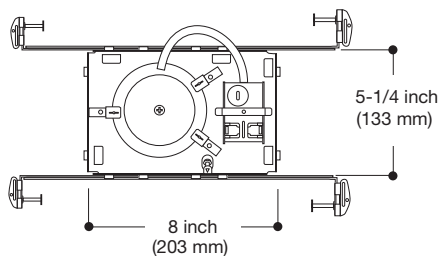
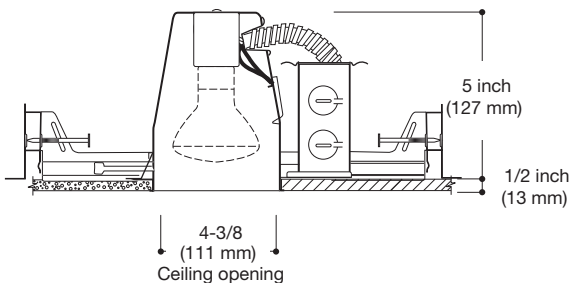


H99TAT

**4" Non-Insulated Ceiling
AIR-TITE™ Recessed Housing**

4" TRIMS

**FOR USE IN
NONINSULATED
CEILING
OR
INSULATED CEILING
WHERE INSULATION
CAN BE KEPT 3"
FROM ALL SIDES OF
FIXTURE**



TRIMS

ORDERING INFORMATION

SAMPLE NUMBER: H99TAT-999P

Order housing and trims separately.

Housing

Trims

H99TAT=4" Non-Insulated Ceiling
Small Aperture AIR-TITE
Housing

REFLECTORS



999

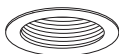
Reflector Cone

40W R16, 50W R20, 50W PAR20

999P=Specular Clear, White Trim Ring**999AC**=Antique Copper with Antique
Copper Trim Ring**999RG**=Residential Gold, white trim ring**999W**=White Reflector, White Trim Ring**999H**=Haze Reflector, White Trim Ring**999MB**=Specular Black Reflector, White
Trim Ring**999SN**=Satin Nickel Reflector with Satin
Nickel Trim Ring**999TBZ**=Tuscan Bronze Reflector with
Tuscan Bronze Trim Ring

OD: 5 1/16" (129mm)

BAFFLES



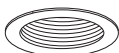
993

Coilex Baffle with Die Cast Trim Ring

40W R16, 50W R20, 50W PAR20

993P=Black Baffle with White Trim Ring**993AC**=Black Baffle with Antique
Copper Trim Ring**993PB**=Black Baffle with Polished Brass
Trim Ring**993W**=White Baffle with White Trim Ring**993SN**=Black Baffle with Satin Nickel
Trim Ring**993TBZ**=Black Baffle with Tuscan Bronze
Trim Ring

OD: 5 1/16" (129mm)



953

Metal Baffle with Die Cast Trim Ring

40W R16, 50W R20, 50W PAR20

953P=Black Baffle with White Trim Ring**953W**=White Baffle with White Trim Ring**953AC**=Antique Copper Baffle with Antique
Copper Trim Ring**953SN**=Satin Nickel Baffle with Satin Nickel
Trim Ring**953TBZ**=Tuscan Bronze Baffle with Tuscan
Bronze Trim Ring

OD: 5 1/16" (129mm)



ERT413

Full Cone Metal Baffle40W A19, (50W R20 - ERT413WHT only),
50W PAR 20**ERT413WHT**=High Gloss Appliance White Trim
Ring with White Baffle**ERT413**=High Gloss Appliance White Trim
Ring with Black Baffle

OD: 5 1/16" (129mm)

ADJUSTABLES



996

Eyeball - 15° Tilt

50W PAR20

996P=White Eyeball**996AC**=Antique Copper Eyeball**996SN**=Satin Nickel Eyeball**996TBZ**=Tuscan Bronze Eyeball

OD: 5 1/16" (129mm)



998

Eyeball - 30° Tilt

40W R16, 60W PAR16

998P=White Eyeball**998AC**=Antique Copper Eyeball**998PB**=Polished Brass Eyeball**998SN**=Satin Nickel Eyeball**998TBZ**=Tuscan Bronze Eyeball

OD: 5 1/16" (129mm)

OPEN



945

Metropolitan Ice Light

50W PAR20, 50W R20

945=Clear Frosted**945BLUE**=Blue Frosted

OD: 5 5/16" (135mm)



946

Metropolitan Deco

50W PAR20, 50W R20

946BC=Green Tint Rings with
Black Chrome Metal Body**946PB**=Green Tint Rings with
Polished Brass Metal Body

OD: 5 5/8" (143mm)



990

Pinhole Trim40W A19, 40W R16, 50W PAR20,
50W R20**990P**=White Die Cast Trim**990AC**=Antique Copper Die
Cast Trim**990SN**=Satin Nickel Die Cast
Trim**990TBZ**=Tuscan Bronze Die
Cast Trim

OD: 5 1/16" (129mm)

WALL WASH



992

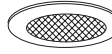
Wall Wash with Baffle

40W R16, 40W A19, 50W R20

992P=White Scoop and Trim Ring,
Black Baffle**992AC**=Antique Copper, Scoop and
Trim Ring, Black Baffle**992W**=White Scoop and Trim Ring,
White Baffle**992SN**=Satin Nickel Scoop and Trim
Ring, Black Baffle**992TBZ**=Tuscan Bronze Scoop and
Trim Ring, Black Baffle

OD: 5 1/16" (129mm)

SHOWER LIGHT



951

Shower Light, Full Reflector

40W A19, 50W PAR20, 50W R20

951PS=Shower Light, White Trim Ring,
Glass Lens**951ACS**=Shower Light, Antique Copper
Trim Ring, Glass Lens**951SNS**=Shower Light, Satin Nickel Trim
Ring, Glass Lens**951TBZS**=Shower Light, Tuscan Bronze
Trim Ring, Glass Lens

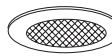
OD: 5 1/16" (129mm)



952

Frosted Dome Lens Shower Light,**Cone Reflector**

40W A19, 50W PAR20, 50W R20

952PS=White Trim Ring, Dome Lens
Shower Light

955

Shower Light, Cone Reflector

40W A19, 50W PAR20, 50W R20

955PS=Shower Light, White Trim Ring,
Glass Lens

Note: Specifications and Dimensions subject to change without notice.

Visit our web site at www.cooperlighting.com