

# REXL4TMF7

single function relay, Harmony Timer Relays,  
5A, 4CO, 0.1s..100h, on delay, 120V AC



## Main

Range of Product	Harmony Timer Relays
Product or Component Type	Single function relay
Fixing mode	Plug-in socket)
Discrete output type	Relay
Contacts type and composition	4 C/O
Component name	REXL
Time delay type	Power on-delay
Time delay range	1...10 min 10...100 h 6...60 s 0.1...1 s 1...10 h 6...60 min 1...10 s

## Complementary

Contacts material	Cadmium free
[Us] rated supply voltage	120 V AC 50/60 Hz
Voltage range	0.85...1.15 Us
Line Rated Current	5 A AC
Repeat accuracy	+/- 0.5 %
Setting accuracy of time delay	10 % at full scale 25 °C IEC 61812-1
Temperature Drift	0.05 %/°C
Maximum reset time	250 Ms after time delay, on de-energisation 50 ms during time delay, on de-energisation
Voltage drift	+/- 0.2 %/V
Maximum switching capacity	4 x 5 A
Maximum temporary permissible current	10 A < 10 s
Minimum switching current	100 mA
Electrical durability	100000 cycles 250 V AC resistive
Mechanical durability	10000000 cycles
Maximum power consumption	2.6 VA
[Ui] rated insulation voltage	250 V IEC 255 Group C 250 V VDE 0010
Output overvoltage protection	2 J
Surge withstand	2 kV IEC 61000-4-5 level 3
Creepage distance	4 kV/3 IEC 60664-1
Local signalling	For output in operation 1 LED (red) For power ON 1 LED (yellow)
Net Weight	0.11 lb(US) (0.05 kg)

## Environment

Immunity to microbreaks	5 ms
Dielectric strength	2 kV 1 mA/1 minute 50 Hz IEC 60601-1 2 kV 1 mA/1 minute 50 Hz IEC 61812-1
Standards	IEC 61000-6-2 IEC 60601-1 89/336/EEC 93/68/EEC IEC 61812-1 IEC 60601-2 73/23/EEC EN 50081-2
Product Certifications	cUL[RETURN]UL
Ambient Air Temperature for Operation	-4...140 °F (-20...60 °C)
Ambient Air Temperature for Storage	-40...158 °F (-40...70 °C)
IP degree of protection	IP50 conforming to IEC 60529
Vibration resistance	0.35 mm 10...55 Hz)IEC 60068-2-6
Relative Humidity	95 % without condensation IEC 60068-2-6
Resistance to electrostatic discharge	6 kV in contact IEC 61000-4-2 level 3 8 kV in air IEC 61000-4-2 level 3
Resistance to electromagnetic fields	9.14 V/m (10 V/m) IEC 61000-4-3 level 3
Resistance to fast transients	2 kV IEC 61000-4-4 level 3
Immunity to radioelectric fields	10 V 0.15...80 MHz)IEC 61000-4-6 level 3
Immunity to voltage dips	>= 95 % / 1 s IEC 61000-4-11 30 % / 10 ms IEC 61000-4-11 60 % / 100 ms IEC 61000-4-11
Disturbance radiated/conducted	Class B EN 55022 (EN 55011 group 1)

## Ordering and shipping details

Category	22370-RE, RM MISC TIMERS & COUNTERS
Discount Schedule	CP2
GTIN	3389119400091
Returnability	Yes
Country of origin	ID

## Packing Units

Unit Type of Package 1	PCE
Number of Units in Package 1	1
Package 1 Height	1.18 in (3.0 cm)
Package 1 Width	2.87 in (7.3 cm)
Package 1 Length	1.18 in (3.0 cm)
Package 1 Weight	1.87 oz (53.0 g)
Unit Type of Package 2	S01
Number of Units in Package 2	48
Package 2 Height	5.91 in (15.0 cm)
Package 2 Width	5.91 in (15.0 cm)
Package 2 Length	15.75 in (40.0 cm)
Package 2 Weight	6.10 lb(US) (2.769 kg)

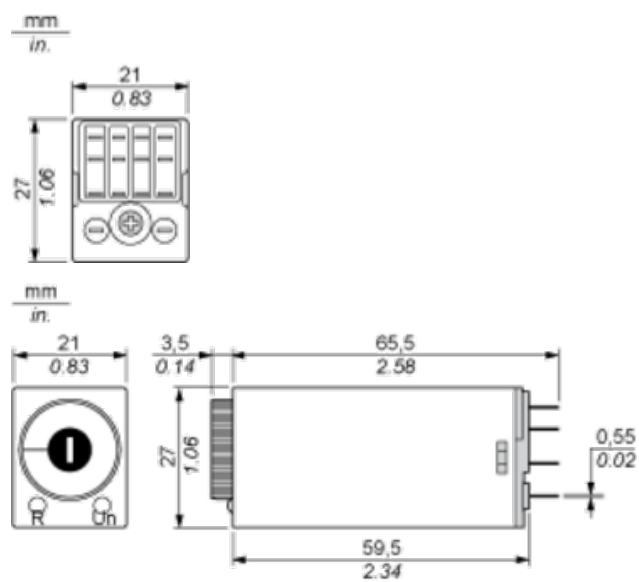
## Offer Sustainability

Sustainable offer status	Green Premium product
California proposition 65	WARNING: This product can expose you to chemicals including: Nickel compounds, which is known to the State of California to cause cancer, and Di-isodecyl phthalate (DIDP), which is known to the State of California to cause birth defects or other reproductive harm. For more information go to <a href="http://www.P65Warnings.ca.gov">www.P65Warnings.ca.gov</a>
REACH Regulation	<a href="#">REACH Declaration</a>
EU RoHS Directive	Pro-active compliance (Product out of EU RoHS legal scope)
Mercury free	Yes
China RoHS Regulation	<a href="#">China RoHS Declaration</a>
RoHS exemption information	<a href="#">Yes</a>
Environmental Disclosure	<a href="#">Product Environmental Profile</a>
Circularity Profile	No need of specific recycling operations
WEEE	The product must be disposed on European Union markets following specific waste collection and never end up in rubbish bins.

## Contractual warranty

Warranty	18 months
----------	-----------

Width 21 mm



---

## Terminal Referencing

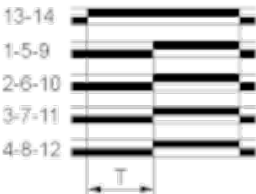
---







Function A : Power on Delay Relay

Description

The timing period T begins on energisation. After timing, the outputs close.  
4 Timed C/O Contacts



Legend

-  Relay de-energised
-  Relay energised
-  Output open
-  Output closed

R	Relay output
T	Timing period