

LED TAPE AND EXTRUSION

LOW VOLTAGE LED TAPE AND SLEEK ALUMINUM EXTRUSION

The LED tape allows the customization of any area, as it can be suspended, surfaced or recessed mounted. This professional grade flexible LED tape is ideal for a wide variety of applications, such as cabinetry, shelving, toe kicks, coves, edge lighting, etc.

FEATURES AND SPECIFICATIONS

• Construction

Finish

- Aluminum extrusion
- Silver finish
- Clear, frosted, opal or diffused lens

• Installation

- Field cuttable tape reel
- Two tape reel lengths: 5 or 20 meters
- Can also be ordered in custom cut length
- Variety of fixing clip options
- No need for soldering with connectors and accessories available
- Recessed, surface or suspended mounting options
- 12 V or 24 V remote driver

• Technical Specifications

- Available light outputs: 1.5, 2.9 and 4.4 W/ft.
- 90+ CRI
- Suitable for dry location
- Forward and reverse phase, optional dimming
- Available color temperatures: 2 400, 2 700, 3 000, 3 500, 4 000 and 5 000 K
- Estimated lifespan of 50 000 hours to L70
- Ambient temperature: -25°C - +40°C

• Compliances

- cULus



OVERVIEW

Light source	LED
Watts per foot (W/ft)	1.5, 2.9, 4.4
Lumen output per foot (lm/ft)	110, 200, 300
Efficiency (lm/W)	65 to 84
Color temperature (K)	2 400 to 5 000
CRI	90+

QUICK SHIP TECHNICAL SPECIFICATION TABLE 
LED TAPE

Order code	Part number	Order code for custom length	Watts (W)	Volts	Color temp. (K) ²	Lumen (lm) ³	Efficiency (lm/W)	CRI	Life L70 (hrs) ⁴	Power factor	Case qty (master)		
			(per ft.)	(per m)								(VAC)	
12 V - 16.4' (5 m)													
65895 ⁶	TAPE/16.4'/1.5W/30K/12V/IP22/60/8MM/STD	66327 ^{5,7}	1.5	4.8	12	3 000	110	360	75	90+	50 000	>0.9	25
65880 ⁶	TAPE/16.4'/1.5W/40K/12V/IP22/60/8MM/STD	66328 ^{5,7}	1.5	4.8	12	4 000	123	405	84	90+	50 000	>0.9	25
24 V - 16.4' (5 m)													
65881 ⁶	TAPE/16.4'/1.5W/30K/24V/IP22/60/8MM/STD	66329 ^{5,7}	1.5	4.8	24	3 000	107	350	73	90+	50 000	>0.9	25
65882 ⁶	TAPE/16.4'/1.5W/40K/24V/IP22/60/8MM/STD	66330 ^{5,7}	1.5	4.8	24	4 000	109	356	74	90+	50 000	>0.9	25
65883 ⁶	TAPE/16.4'/2.9W/24K/24V/IP22/120/8MM/STD	66331 ^{5,7}	2.9	9.6	24	2 400	172	566	76	90+	50 000	>0.9	25
65884 ⁶	TAPE/16.4'/2.9W/27K/24V/IP22/120/8MM/STD	66332 ^{5,7}	2.9	9.6	24	2 700	191	625	65	90+	50 000	>0.9	25
65885 ⁶	TAPE/16.4'/2.9W/30K/24V/IP22/120/8MM/STD	66334 ^{5,7}	2.9	9.6	24	3 000	194	635	66	90+	50 000	>0.9	25
65886 ⁶	TAPE/16.4'/2.9W/35K/24V/IP22/120/8MM/STD	66333 ^{5,7}	2.9	9.6	24	3 500	204	670	70	90+	50 000	>0.9	25
65887 ⁶	TAPE/16.4'/2.9W/40K/24V/IP22/120/8MM/STD	66338 ^{5,7}	2.9	9.6	24	4 000	226	740	77	90+	50 000	>0.9	25
65888 ⁶	TAPE/16.4'/2.9W/50K/24V/IP22/120/8MM/STD	66335 ^{5,7}	2.9	9.6	24	5 000	228	749	78	90+	50 000	>0.9	25
65889 ⁶	TAPE/16.4'/4.4W/30K/24V/IP22/180/8MM/STD	66336 ^{5,7}	4.4	14.5	24	3 000	300	984	68	90+	50 000	>0.9	25
65890 ⁶	TAPE/16.4'/4.4W/40K/24V/IP22/180/8MM/STD	66337 ^{5,7}	4.4	14.5	24	4 000	314	1 030	71	90+	50 000	>0.9	25
24 V - 65.6' (20 m)													
65891 ⁶	TAPE/65.6'/2.9W/30K/24V/IP22/120/8MM/STD	66334 ^{5,7}	2.9	9.6	24	3 000	194	635	66	90+	50 000	>0.9	25
65892 ⁶	TAPE/65.6'/2.9W/40K/24V/IP22/120/8MM/STD	66338 ^{5,7}	2.9	9.6	24	4 000	226	740	77	90+	50 000	>0.9	25

¹ **QUICK SHIP:** Product availability is subject to change without notice. Please contact your Stanpro customer service representative to confirm inventory levels at time of order.

² Typical color temperature range: +/- 5 %.

³ Lumen values are derived from photometric testing. Initial lumens range: +/- 10 %.


⁴ Life hours are derived from IESNA LM-80-08 testing report and projected per IESNA TM-21-11 extrapolations.

⁵ Available in custom lengths with alternative order code

⁶ The LED tape reels are not returnable if already cut

⁷ Custom lengths or LED tapes are non-cancelable and non-returnable.

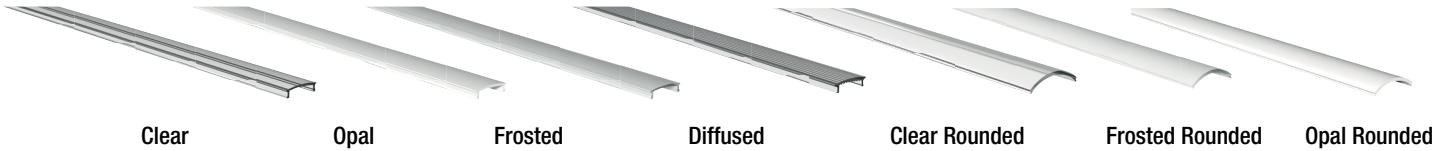
EXTRUSION



Order code	Part number	Order code for custom length	Series	Type	Finish / color	Length		Width		Height		Case qty (master)
						(ft.)	(m)	(in.)	(mm)	(in.)	(mm)	
65865	EXTRUSION/100/8'/ALUM/STD	66341	100	Sleek	Silver	8	2.4	3/4	19	1/4	6	10
65866	EXTRUSION/200/8'/ALUM/STD	66342	200	Deep	Silver	8	2.4	3/4	19	7/16	12	10
65867	EXTRUSION/210/RECESSED/8'/ALUM/STD	66343	210	Recessed	Silver	8	2.4	1 1/32	26	7/16	12	10
65868	EXTRUSION/400/8'/ALUM/STD	66344	400	Versatile	Silver	8	2.4	3/4	19	21/32	17	10
65869	EXTRUSION/300/ROUNDED/8'/ALUM/STD	66345	300	Rounded	Silver	8	2.4	1 9/16	40	5/8	16	5
65870	EXTRUSION/500/CORNER/8'/ALUM/STD	66346	500	Corner	Silver	8	2.4	25/32	20	25/32	20	10
66678	EXTRUSION/600/8'/ALUM/STD	66679	600	Heatsink	Silver	8	2.4	1/2	13	3/32	2	20

Data is based upon tests performed in a controlled environment. Actual performance can vary depending on operating conditions. All products are subject to change or may be discontinued any time without notice.


LENS



Order code	Part number	Order code for custom length	Type	Finish	Length		Width		Compatible with series	Case qty (master)
					(ft.)	(m)	(in.)	(mm)		
65871	LENS/8'/CLEAR/STD	66347	Flat	Clear	8	2.4	23/32	18	100, 200, 210, 300, 400	20
65872	LENS/8'/OPAL/STD	66348	Flat	Opal	8	2.4	23/32	18	100, 200, 210, 300, 400	20
65873	LENS/8'/FROSTED/STD	66349	Flat	Frosted	8	2.4	23/32	18	100, 200, 210, 300, 400	20
65874	LENS/8'/DIFFUSED/STD	66350	Flat	Diffused	8	2.4	23/32	18	100, 200, 210, 300, 400	20
65875	LENS/8'/ROUNDED/CLEAR/STD	66351	Rounded	Clear	8	2.4	31/32	25	500	20
65876	LENS/8'/ROUNDED/FROSTED/STD	66352	Rounded	Frosted	8	2.4	31/32	25	500	20
65877	LENS/8'/ROUNDED/OPAL/STD	66353	Rounded	Opal	8	2.4	31/32	25	500	20

ACCESSORIES (order separately)

End cap (pack of 10)



Order code	Description	Type	Compatible with series	Case qty (master)
65896	EXTRUSION/100/ENDCAP/HOLE/STD	Perforated	100	50
65897	EXTRUSION/100/ENDCAP/PLAIN/STD	Plain	100	50
65898	EXTRUSION/200/ENDCAP/HOLE/STD	Perforated	200	50
65899	EXTRUSION/200/ENDCAP/PLAIN/STD	Plain	200	50
65900	EXTRUSION/210/ENDCAP/HOLE/STD	Perforated	210	50
65901	EXTRUSION/210/ENDCAP/PLAIN/STD	Plain	210	50
65904	EXTRUSION/300/ENDCAP/HOLE/STD	Perforated	300	50
65905	EXTRUSION/300/ENDCAP/PLAIN/STD	Plain	300	50
65902	EXTRUSION/400/ENDCAP/HOLE/STD	Perforated	400	50
65903	EXTRUSION/400/ENDCAP/PLAIN/STD	Plain	400	50
65906	EXTRUSION/500R/ENDCAP/HOLE/STD	Perforated	500	50
65907	EXTRUSION/500R/ENDCAP/PLAIN/STD	Plain	500	50

Fixing clip (pack of 2)



Order code	Description	Type	Figure	Compatible with series	Case qty (master)
65908	EXTRUSION/FIXCLIP/180/STD 2P	180°	A	100, 200, 300, 400	100
65909	EXTRUSION/FIXCLIP/45/STD 2P	45°	B	100, 200, 400	100
65910	EXTRUSION/FIXCLIP/ADJ/STD 2P	Adjustable	C	100, 200, 400	100
65911	EXTRUSION/FIXCLIP/INV/STD 2P	Invisible	D	400	100
65913	EXTRUSION/MAGNET/STD 2P	Magnet	E	400	100
65912	EXTRUSION/SUSPENSIONKIT/STD	Suspension Kit (single pack)	F	400	50
65914	EXTRUSION/FIXCLIP/500/CORNER/STD 2P	For corner	G	500	100

Data is based upon tests performed in a controlled environment. Actual performance can vary depending on operating conditions. All products are subject to change or may be discontinued any time without notice.

ACCESSORIES (order seperately) continued

Connector and accessory



Order code	Description	Type	Figure	Qty per pack	Case qty (master)
Connector					
66130 ¹	TAPE/8MM/SINGLE_END_CONN/STD	Tape to Wire (8 mm)	A	10	300
66132	TAPE/8MM/IN_LINE_CONN/STD	Tape to Tape (8mm)	A	10	300
66239 ¹	TAPE/WIRE_TO_WIRE_CONN/STD	Wire to Wire (8mm)	B	10	300
66771 ²	TAPE/2WAY_WIRE_TO_WIRE_CONN/STD	Two way - Wire to Wire	C	1	100
66242 ²	TAPE/5WAY_WIRE_TO_WIRE_CONN/STD 4P	Five way - Wire to Wire	D	5	200
Accessory					
66240	TAPE/WIRE_TO_DC_FEMALE/STD	Wire to DC Female	E	1	50
66241	TAPE/WIRE_TO_DC_MALE/STD	Wire to DC Male	F	1	50
66243	TAPE/DOUBLE_FACE_33M/STD	Double face tape	G	1	10
67630	TAPE/8MM/LSHAPECORNER/STD 5P	L Shape PCB Joiner	H	1	250
67631	TAPE/8MM/TSHAPECORNER/STD 5P	T Shape PCB Joiner	I	1	250

1 Compatible wire : 20-22 AWG TR64 type
2 Compatible wire : 12-24 AWG

DRIVERS



12 V

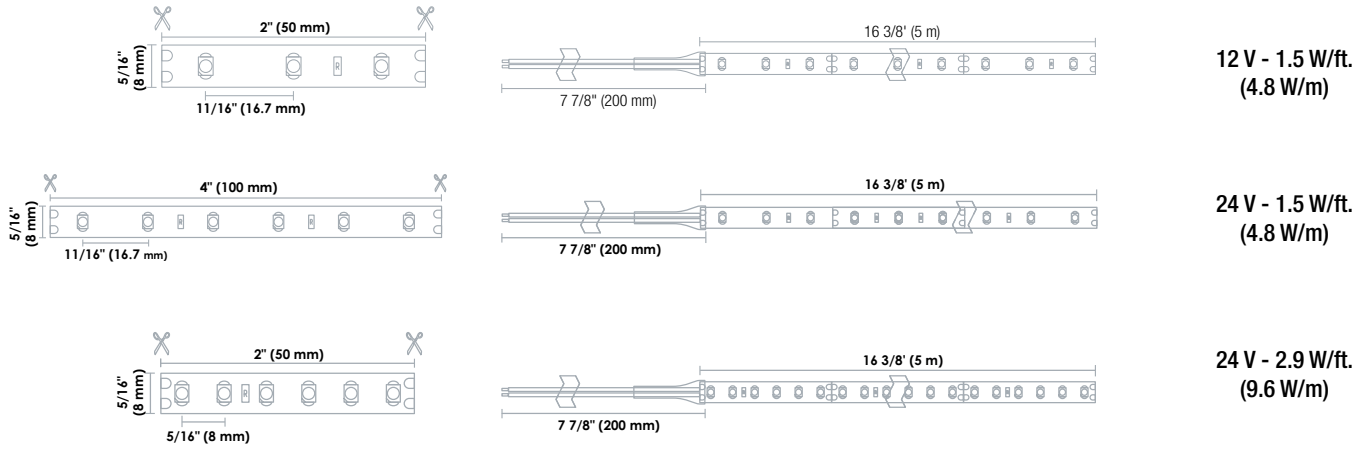
Order code	Description	Output power (W)	Input volts (VAC)	Output volts (VDC)	Input current (mA)	Frequency (Hz)	Power factor	Finish	DC connector (Yes/No)	IP rating	Case qty (master)
Hardwired - Dimmable											
65740	LED/DRIVER/50W/12V/HW/D/STD	50	100-130	12	410	50/60	0.95	White	No	IP20	20
Hardwired - Non-dimmable											
65743	LED/DRIVER/10W/12V/HW/ND/STD	10	100-240	12	220	50/60	0.50	White	No	IP65	100
65744	LED/DRIVER/20W/12V/HW/ND/STD	20	100-240	12	250	50/60	0.90	White	No	IP65	100
65745	LED/DRIVER/60W/12V/HW/ND/VS/STD	60	100-240	12	1 100	50/60	0.50	White	No	IP67	30
65746	LED/DRIVER/60W/12V/HW/ND/STD	60	90-264	12	1 400	47/63	0.93	White	No	IP66	10
Plug-in - Non-dimmable											
62265	LED/TAPE/36W/12V/WW+CW/PS/ND/STD	36	100-240	12	1 500	50/60	0.80	White	Yes	IP20	100

24 V

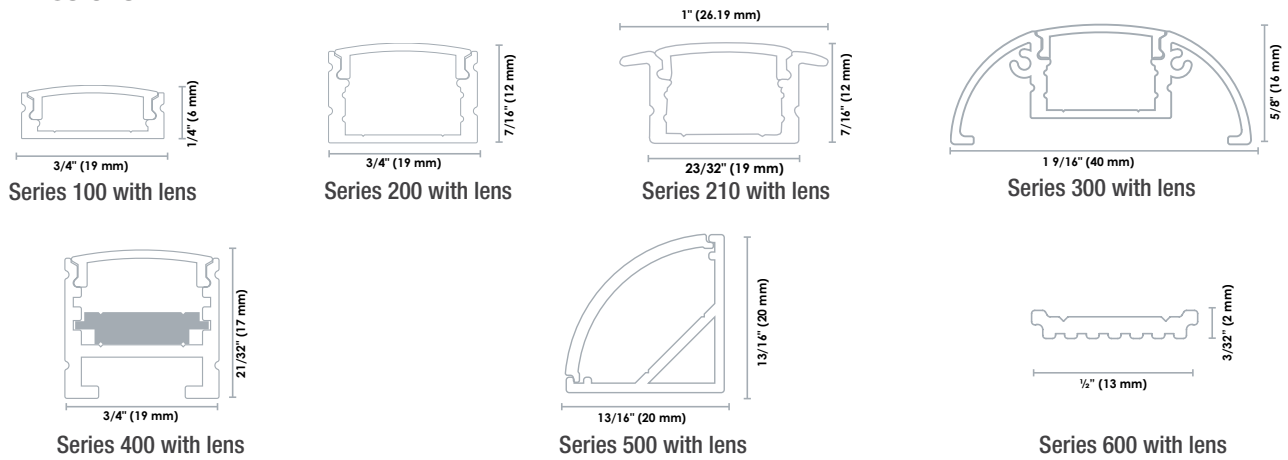
Order code	Description	Output power (W)	Input volts (VAC)	Output volts (VDC)	Input current (mA)	Frequency (Hz)	Power factor	Finish	DC connector (Yes/No)	IP rating	Case qty (master)
Hardwired - Dimmable											
65741	LED/DRIVER/50W/24V/HW/D/STD	50	100-130	24	410	50/60	0.95	White	No	IP20	20
65742	LED/DRIVER/96W/24V/HW/D/STD	96	100-130	24	800	50/60	0.95	White	No	IP67	10
64865	LUC/PS/80W/24VDC/HW/D/STD	80	100-130	24	1 450	50/60	0.65	Black	Yes	IP20	10
64866	LUC/PS/120W/24VDC/HW/D/STD	120	100-130	24	2 000	50/60	0.65	Black	Yes	IP66	10
Hardwired - Non-dimmable											
65747	LED/DRIVER/96W/24V/HW/ND/STD	96	100-277	24	1 400	47/63	0.93	White	No	IP66	10
Plug-in - Non-dimmable											
64573	LUC/PS/36W/24VDC/PLUG/STD	36	100-240	24	1 200	50/60	0.50	Black	Yes	IP20	25
64574	LUC/PS/60W/24VDC/PLUG/STD	60	100-240	24	1 200	50/60	0.50	Black	Yes	IP20	25

Data is based upon tests performed in a controlled environment. Actual performance can vary depending on operating conditions. All products are subject to change or may be discontinued any time without notice.

DIMENSIONS

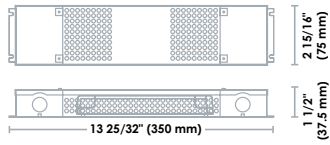


EXTRUSIONS




Data is based upon tests performed in a controlled environment. Actual performance can vary depending on operating conditions. All products are subject to change or may be discontinued any time without notice.


LED DRIVERS



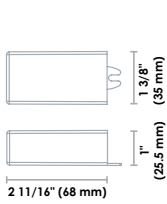
65740



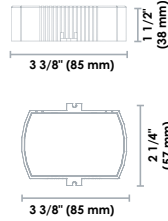
65741



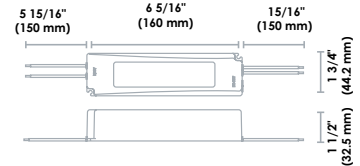
65742



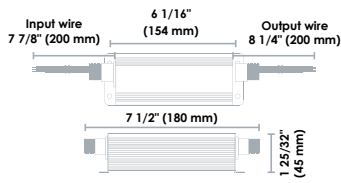
65743



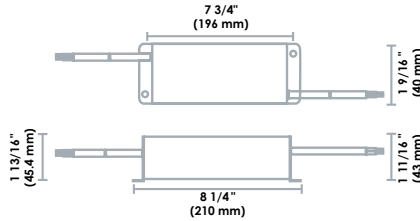
65744



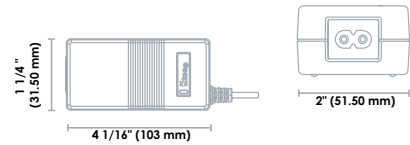
65745



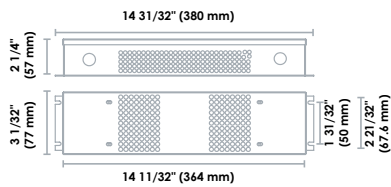
65746



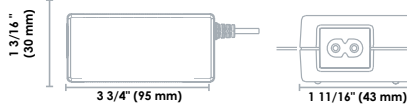
65747



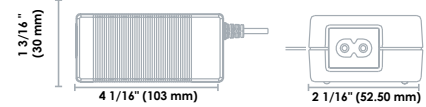
64573



64865



62265



64574

Data is based upon tests performed in a controlled environment. Actual performance can vary depending on operating conditions. All products are subject to change or may be discontinued any time without notice.