



Main

Range of Product	Modicon X80
Product or Component Type	Analog input module

Complementary

Application specific I/O	HART
Product Compatibility	BMEP58... processor BMXFTB20... terminal block ABE7CPA31 BMEXBP... backplane ABE7CPA02 ABE7CPA03 Head module BMECRA31210
Electrical connection	20 ways terminal block Telefast
Isolation between channels	Isolated
Analogue input number	8
Analogue input type	Current 4...20 mA
Analogue input resolution	15 bits + sign
Input impedance	250 Ohm internally protective resistor (3.6 to 50 Ohm)
Measurement error	0.15 % of full scale 25 °C ≤ 0.3 % of full scale 0...60 °C
Temperature drift	50 ppm/°C
Isolation voltage	1000 V DC 60 s between channels 1400 V DC 60 s between channels and ground 1400 V DC 60 s between channels and bus
Checks	Broken wire detection
Topology	Point-to-point
Function Available	I/O mapping
Net Weight	0.51 lb(US) (0.233 kg)

Environment

Ambient Air Temperature for Operation	32...140 °F (0...60 °C)
Directives	2014/35/EU - low voltage directive 2014/30/EU - electromagnetic compatibility
Product certifications	CE[RETURN]RCM[RETURN]CSA[RETURN]EAC[RETURN]Merchant Navy[RETURN]JUL
Standards	EN/IEC 61010-2-201 EN/IEC 61131-2 UL 61010-2-201 CSA C22.2 No 61010-2-201
IP Degree of Protection	IP20




Ordering and shipping details

Category	18160-MODICON M340
Discount Schedule	PC34
GTIN	3606480692314
Returnability	Yes
Country of origin	FR

Packing Units

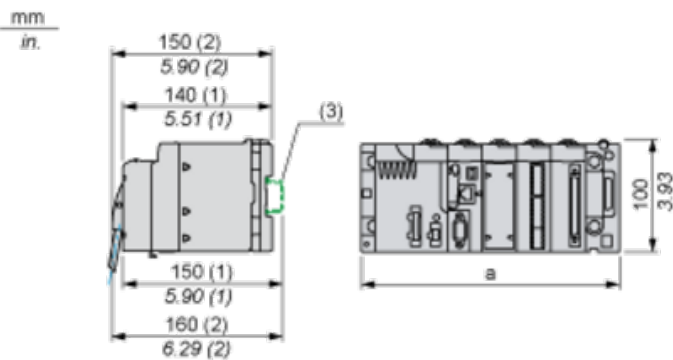
Unit Type of Package 1	PCE
Number of Units in Package 1	1
Package 1 Height	2.24 in (5.700 cm)
Package 1 Width	4.41 in (11.200 cm)
Package 1 Length	4.72 in (12.000 cm)
Package 1 Weight	8.08 oz (229.000 g)
Unit Type of Package 2	S02
Number of Units in Package 2	15
Package 2 Height	5.91 in (15.000 cm)
Package 2 Width	11.81 in (30.000 cm)
Package 2 Length	15.75 in (40.000 cm)
Package 2 Weight	8.31 lb(US) (3.770 kg)

Offer Sustainability

California proposition 65	WARNING: This product can expose you to chemicals including: Lead and lead compounds, which is known to the State of California to cause cancer and birth defects or other reproductive harm. For more information go to www.P65Warnings.ca.gov
REACH Regulation	 REACH Declaration
EU RoHS Directive	Pro-active compliance (Product out of EU RoHS legal scope)
Mercury free	Yes
China RoHS Regulation	 China RoHS Declaration
RoHS exemption information	 Yes
WEEE	The product must be disposed on European Union markets following specific waste collection and never end up in rubbish bins.

Modules Mounted on Racks

Dimensions



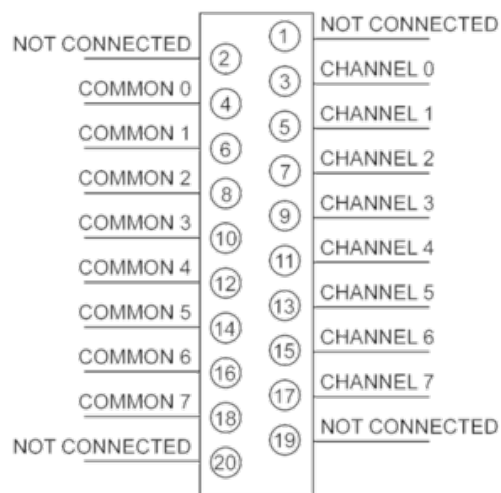
(1) with removable terminal block (cage, screw or spring)

(2) with FCN connector

(3) on AM1 ED rail: 35 mm wide, 15 mm deep. Only possible with BMEXBP0400/0400H/0800/0800H/1200/1200H rack.

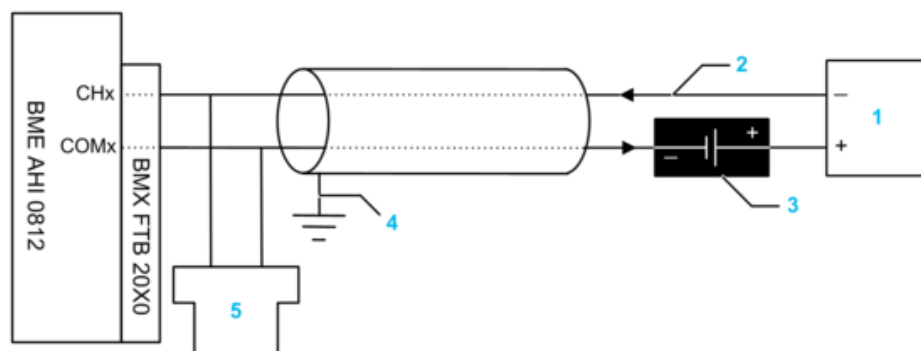
	a (in mm)	a (in in.)
BMEXBP0400 and BMEXBP0400H	242.4	09.54
BMEXBP0800 and BMEXBP0800H	372.8	14.68
BMEXBP1200 and BMEXBP1200H	503.2	19.81

Module Connection



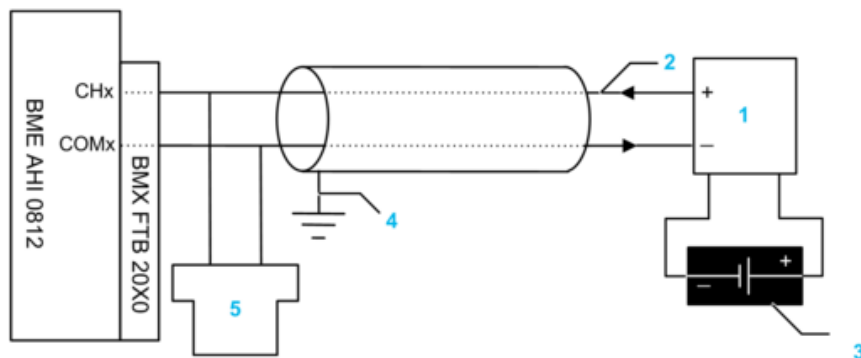
Input Circuit Diagram

With 2-Wire Transmitter



- 1 2-wire transmitter
- 2 4-20 mA current loop, with arrows indicating direction of current flow
- 3 Field power supply
- 4 Protective ground
- 5 Secondary HART master (hand-held)

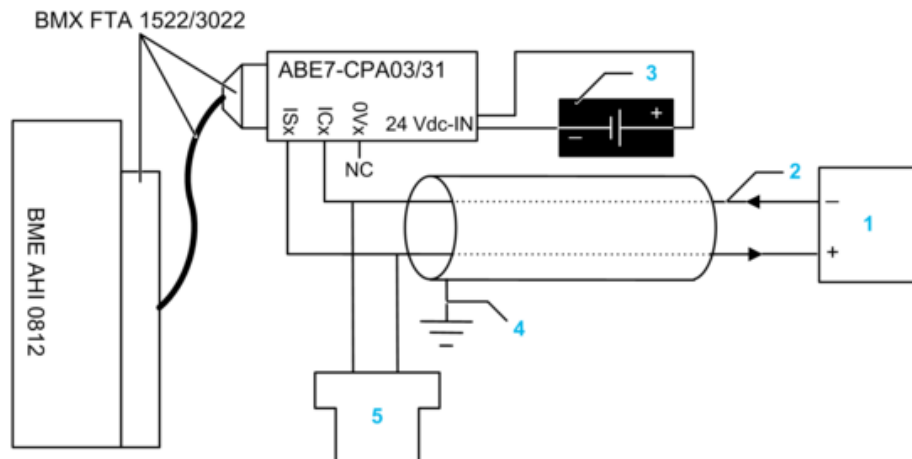
With 4-Wire Transmitter



- 1 4-wire transmitter
- 2 4-20 mA current loop, with arrows indicating direction of current flow

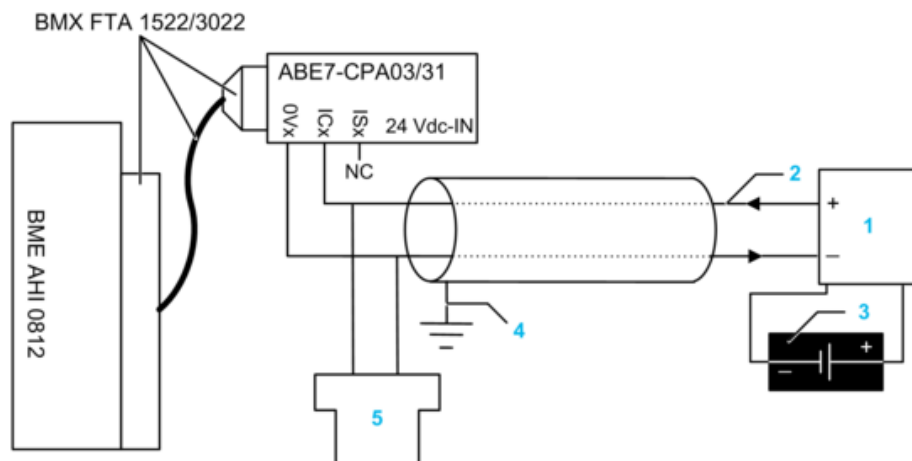
- 3 Field power supply
- 4 Protective ground
- 5 Secondary HART master (hand-held)

With 2-Wire Transmitter and TELEFAST Connector with Power Supply



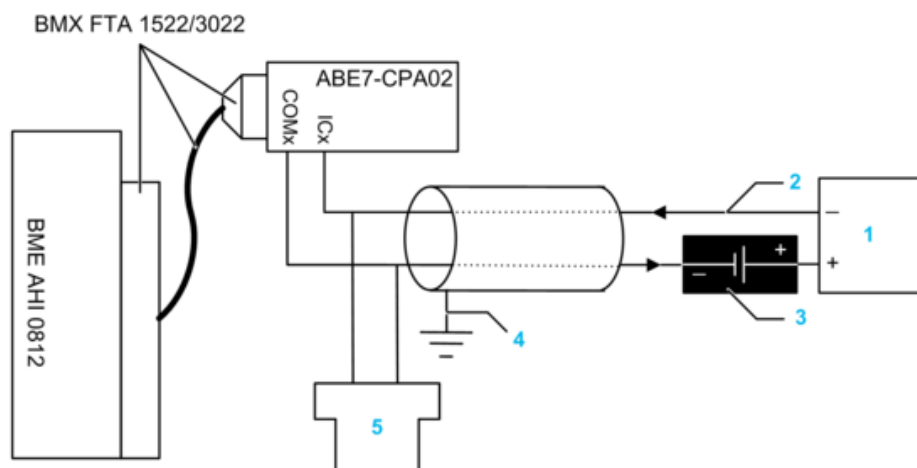
- 1 2-wire transmitter
- 2 4-20 mA current loop, with arrows indicating direction of current flow
- 3 24 Vdc power supply
- 4 Protective ground
- 5 Secondary HART master (hand-held)

With 4-Wire Transmitter and TELEFAST Connector with Power Supply



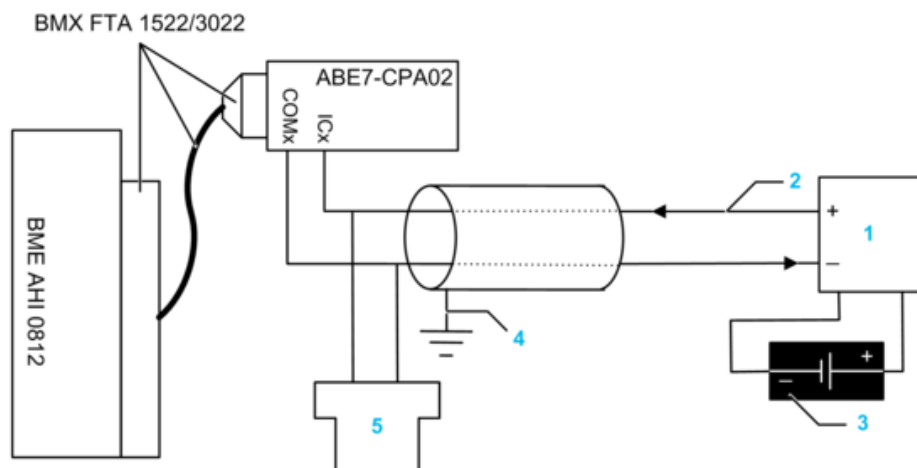
- 1 4-wire transmitter
- 2 4-20 mA current loop, with arrows indicating direction of current flow
- 3 Field power supply
- 4 Protective ground
- 5 Secondary HART master (hand-held)

With 2-Wire Transmitter and TELEFAST Connector without Power Supply



- 1 2-wire transmitter
- 2 4-20 mA current loop, with arrows indicating direction of current flow
- 3 Field power supply
- 4 Protective ground
- 5 Secondary HART master (hand-held)

With 4-Wire Transmitter and TELEFAST Connector without Power Supply



- 1 4-wire transmitter
- 2 4-20 mA current loop, with arrows indicating direction of current flow
- 3 Field power supply
- 4 Protective ground
- 5 Secondary HART master (hand-held)