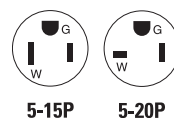


Arrow Hart specification grade GFCI receptacles

Project Name:	Prepared By:
Project Number:	Date:
Catalog Number:	Type:

Description

2-pole, 3-wire grounding
15A, 125V/AC
20A, 125V/AC




SGF20



TRSGF15



WRSGF15



TWRSGF15

Design features

- Performs periodic self-tests to ensure integrity of GFCI protection
- Visual trip indicator light gives quick notification of a tripped or "end of life" condition
- Meets and exceeds 10 kA short circuit testing and Underwriters Laboratories (UL) UL943 safety standards
- Automatic grounding system eliminates need for bonding jumper in grounded metal enclosure, provides redundant measure of ground continuity where jumper is used
- Ground termination with back wire clamp provides secure wiring and reduces installation time
- Tamper resistant shutters help prevent foreign objects from being inserted
- Line side terminals are backed out and staked for fast installation
- Horizontal test/reset button alignment provides larger unobstructed area
- Test and reset buttons are color matched to provide superior aesthetics
- Tapered back wire openings handle multiple wire sizes and types for applications up to #10 AWG solid or stranded wire
- When downstream receptacles are wired from load side, a 20A feed-through rating offers full protection
- Line-load miswiring protection: GFCIs will not provide power downstream when wired incorrectly
- Tri-combo head terminal and mounting screws
- UL Listed, fully compliant with all latest UL943 Class A GFCI requirements
- Tamper resistant models comply with 2014 NEC Article 406.12
- Weather resistant models comply with 2014 NEC Article 406.9 that states that all receptacles installed in wet or damp locations must be weather resistant
- Longer, wider "bridged" strap provides 40% more contact area with wallboard, virtually eliminating floating installations
- Matching thermoplastic wallplate included

EATON

Powering Business Worldwide

Project Name:	Prepared By:
Project Number:	Date:
Catalog Number:	Type:

Table 1. Specification grade

Catalog no.	Description	Rating		NEMA	Color suffix
		A	V/AC		
<input type="checkbox"/> SGF15___	Duplex GFCI, back & side wire	15	125	5-15R	A, B, BK, GY, LA, RD, V, W
<input type="checkbox"/> SGF15___-M	Duplex GFCI with mid-size wallplate, back & side wire	15	125	5-15R	A, LA, V, W
<input type="checkbox"/> SGF15F___	Duplex GFCI NAFTA compliant, back & side wire	15	125	5-15R	B, BK, GY, LA, RD, V, W
<input type="checkbox"/> WRSGF15___	Weather resistant duplex GFCI, back & side wire	15	125	5-15R	B, GY, V, W
<input type="checkbox"/> SGF15W-LSBU	VGF 15W 50-pack No screws & wallplates	15	125	5-15R	
<input type="checkbox"/> SGF20___	Duplex GFCI, back & side wire	20	125	5-20R	A, B, BK, GY, LA, RD, V, W
<input type="checkbox"/> SGF20F___	Duplex GFCI NAFTA compliant, back & side wire	20	125	5-20R	B, BK, GY, LA, RD, V, W
<input type="checkbox"/> WRSGF20___	Weather resistant duplex GFCI, back & side wire	20	125	5-20R	B, GY, V, W

Table 2. Specification grade, tamper and weather resistant

Catalog no.	Description	Rating		NEMA	Color suffix
		A	V/AC		
<input type="checkbox"/> TRSGF15___	Tamper resistant duplex GFCI, back & side wire	15	125	5-15R	A, B, BK, GY, LA, RD, V, W
<input type="checkbox"/> TRSGF15___-M	Tamper resistant duplex GFCI with mid-size wallplate, back & side wire	15	125	5-15R	A, LA, V, W
<input type="checkbox"/> TRSGF15F___	Tamper resistant duplex GFCI NAFTA compliant, back & side wire	15	125	5-15R	B, BK, GY, LA, RD, V, W
<input type="checkbox"/> TWRSGF15___	Tamper & weather resistant duplex GFCI, back & side wire	15	125	5-15R	B, GY, LA, V, W
<input type="checkbox"/> TRSGF20___	Tamper resistant duplex GFCI, back & side wire	20	125	5-20R	A, B, BK, GY, LA, RD, V, W
<input type="checkbox"/> TRSGF20F___	Tamper resistant duplex GFCI NAFTA compliant, back & side wire	20	125	5-20R	B, BK, GY, LA, RD, V, W
<input type="checkbox"/> TWRSGF20___	Tamper & weather resistant duplex GFCI, back & side wire	20	125	5-20R	B, GY, LA, V, W

Table 3. GFCI status indicator

Test indicator RED LED	Test indicator AMBER LED	Diagnosis	Color suffix
OFF	OFF	Device is functioning properly OR branch circuit may have no power	Manually depress TEST button to trip device. Amber light should come ON <ul style="list-style-type: none"> • If Amber light does not come ON, check if there is power to the branch • If Amber light does come ON, manually depress the RESET button to restore power to the device • If GFCI does not reset, replace GFCI • If GFCI does reset, device is functioning properly
OFF	ON	Device is in tripped state	Manually depress the RESET button to restore power to the device <ul style="list-style-type: none"> • If GFCI does not reset, replace GFCI
Blinking	OFF	Device's "end of life" indication OR device is in reset state	Manually depress TEST button to trip device. Amber light should come ON <ul style="list-style-type: none"> • If Amber light does not come ON, check if there is power to the branch • If Amber light does come ON, manually depress the RESET button to restore power to the device • If it does not reset, and/or the blinking continues, replace GFCI
Blinking	ON	Device's "end of life" indication OR device is in tripped state	Manually depress the RESET button to restore power to the device <ul style="list-style-type: none"> • If it does not reset, and/or the blinking continues, replace GFCI

Applications

GFCI receptacles are designed with the safety of the user in mind. In commercial and industrial areas like public bathrooms, breakrooms and food service areas, the NEC requires GFCI receptacles. Arrow Hart GFCI receptacles are UL Listed and fully compliant with all of the latest UL943 Class A GFCI and UL498 requirements. Additionally, GFCIs incorporate lock-out functionality to protect against mis-wired line-load connections and GFCI circuitry damage.

Table 4. Specifications

Catalog no.	GFCI 15A & 20A SGF and SGF___F series	GFCI 15A & 20A; TRSGF, TRSGF___F, WRSGF, TWRSGF series
Device type	Specification grade	Specification grade tamper resistant & weather resistant duplex
Wiring type	Back & side wire	Back & side wire
Testing & code compliance	<ul style="list-style-type: none"> • cULus Listed to UL 498 and UL 943, file no. E60120 • Meets all UL 943 (GFCI), UL 498 (receptacles) and applicable CSA requirements • NOM certified 	<ul style="list-style-type: none"> • cULus Listed to UL 498 and UL 943, file no. E60120 • Meets all UL 943 (GFCI), UL 498 (receptacles) and applicable CSA requirements • NOM certified
Environmental specifications	Flammability: Meets UL 94 requirements; V2 rated Temperature rating: -35°C to 66°C (-31°F to 150.8°F)	Flammability: Meets UL 94 requirements; V2 rated Temperature rating: -35°C to 66°C (-31°F to 150.8°F)
Electrical specifications	Dielectric voltage: Withstands 2000V per UL 498 Current interrupting: Yes, at full-rated current Temperature rise: Max. 30°C (86°F) after 100 cycles of overload @ 150% of rated current (DC) Trip time: 0.025 seconds (Class A) Frequency: 60 Hz; Voltage: 125V; Amperage: 15A/20A 20A feed-through Short circuit testing: Meets and exceeds 10 kA Maximum interrupting capacity: 20 Amps	Dielectric voltage: Withstands 2000V per UL 498 Current interrupting: Yes, at full-rated current Temperature rise: Max. 30°C (86°F) after 100 cycles of overload @ 150% of rated current (DC) Trip time: 0.025 seconds (Class A) Frequency: 60 Hz; Voltage: 125V; Amperage: 15A/20A 20A feed-through Short circuit testing: Meets and exceeds 10 kA Maximum interrupting capacity: 20 Amps
Mechanical specifications	Terminal accommodation: #14 - 10 AWG Voltage ratings: Permanently marked on device	Terminal accommodation: #14 - 10 AWG Voltage ratings: Permanently marked on device

Project Name:	Prepared By:
Project Number:	Date:
Catalog Number:	Type:

Table 5. Materials

Catalog no.	GFCI 15A & 20A SGF and SGF_F series	GFCI 15A & 20A; TRSGF, TRSGF_F, WRSGF, TWRSGF series
Top housing	Thermoplastic, polypropylene	Thermoplastic, polypropylene; except WR: nylon 6/6
Bottom housing	Thermoplastic, PVC	Thermoplastic, PVC
Strap	0.047" thick steel, zinc-plated	0.047" thick steel, zinc-plated; WR & TWR: nickel-plated
Line contacts	0.030" thick brass	0.030" thick brass
Terminal & ground screws	#8-32 steel, brass-plated; neutral screw nickel-plated, ground screw green	Terminal: Brass/nickel-plated steel; WR & TWR brass/nickel-plated stainless steel; Ground: ground screw green on all models, WR and TWR stainless steel
Terminal clamps	0.070" thick steel	Brass-plated steel; WR & TWR nickel-plated steel

Table 6. Color ordering information

For ordering devices, include Cat. no. followed by the color code: A (Almond), B (Brown), BK (Black), GY (Gray), LA (Light Almond), RD (Red), V (Ivory), W (White)

A	B	BK	GY	LA	RD	V	W
Almond	Brown	Black	Gray	Lt. Almond	Red	Ivory	White

Product dimensions

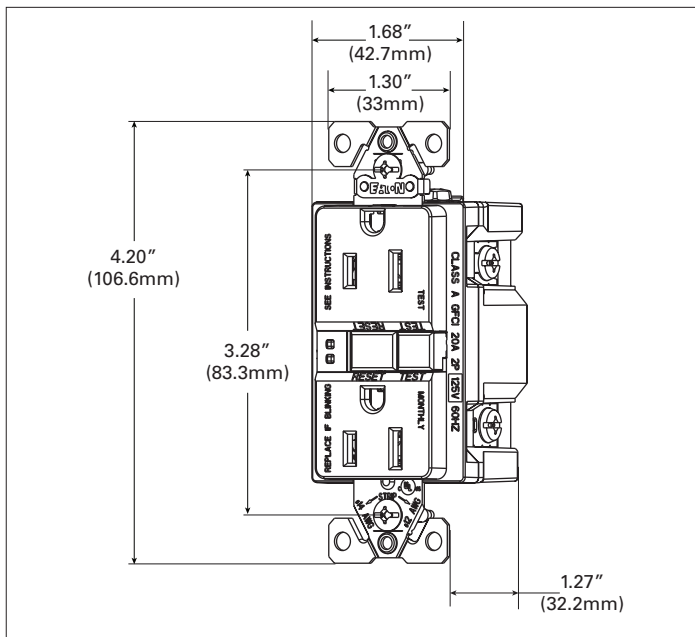


Figure 1. SGF15, SGF15-M & SGF15F Line art with dimensions

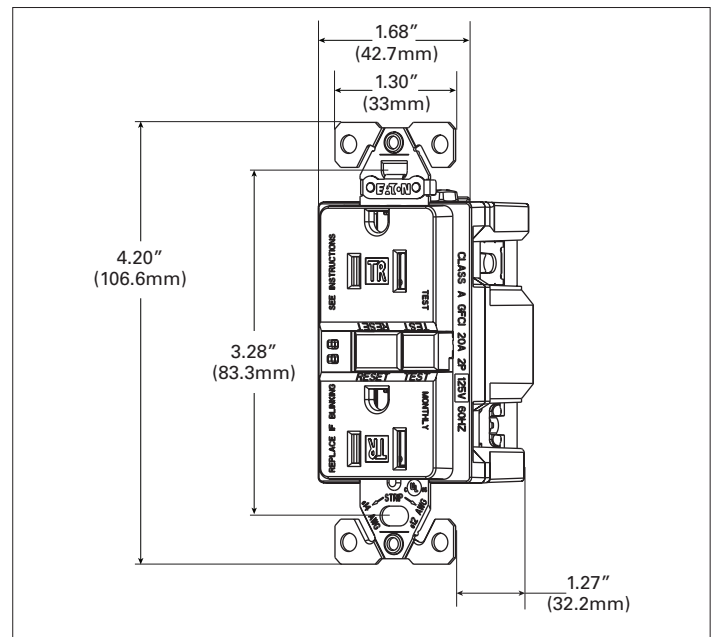


Figure 2. TRSGF15, TRSGF15-M & TRSGF15F Line art with dimensions

Project Name:	Prepared By:
Project Number:	Date:
Catalog Number:	Type:

Product dimensions

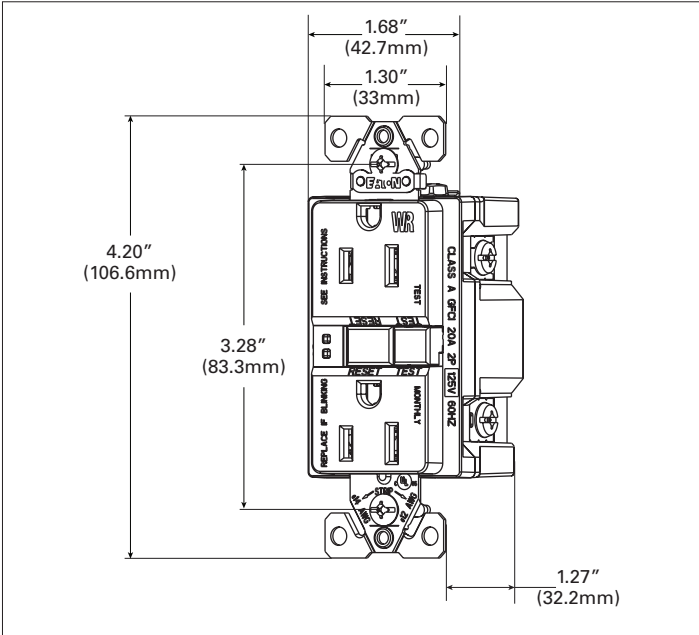


Figure 3. WRS GF15 Line art with dimensions

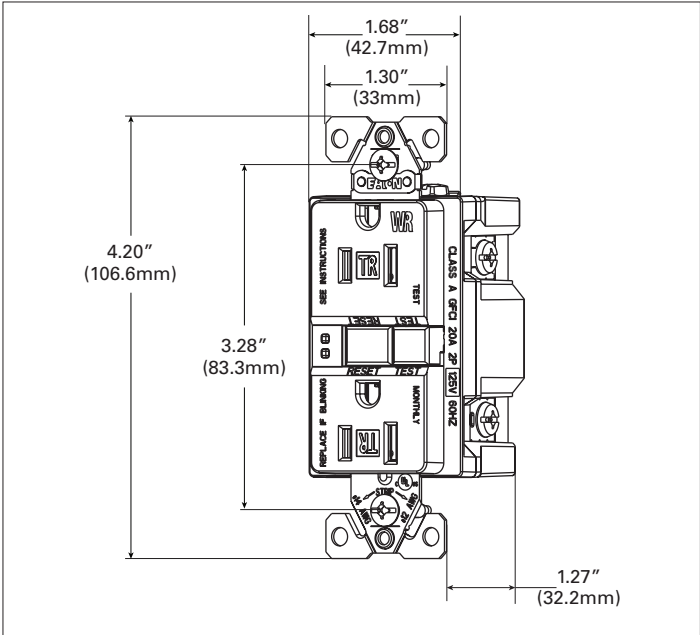


Figure 4. TWRSG F15 Line art with dimensions

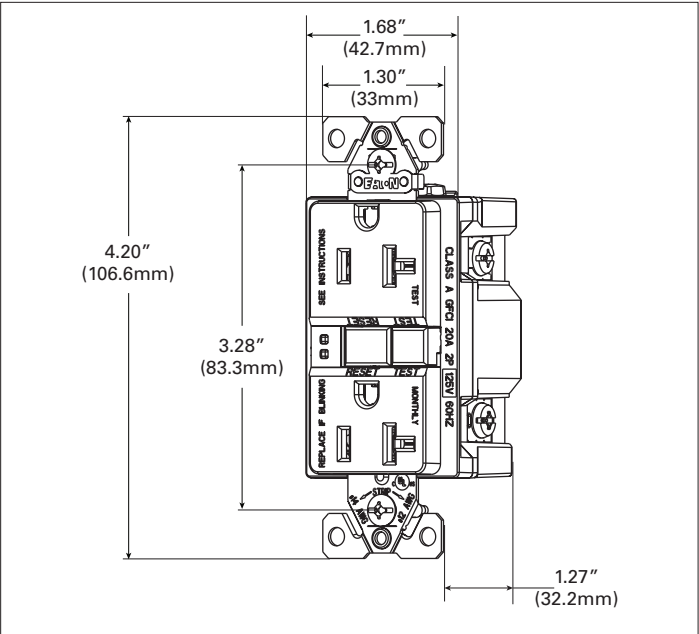


Figure 5. SG F20 & SG F20F Line art with dimensions

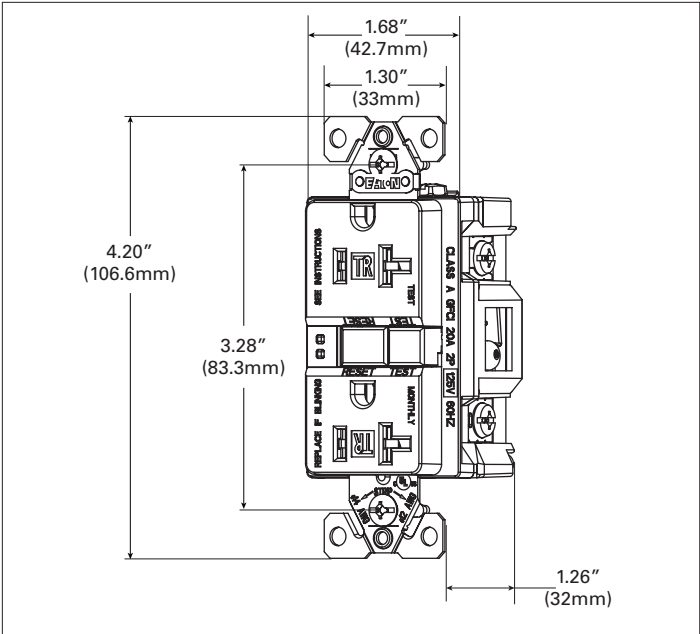


Figure 6. TRSG F20 & TRSG F20F Line art with dimensions

Project Name:	Prepared By:
Project Number:	Date:
Catalog Number:	Type:

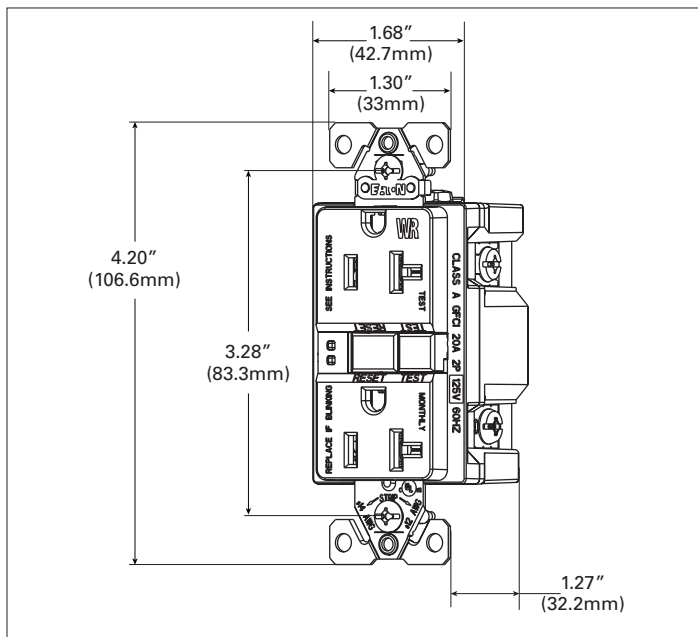


Figure 7. WRS GF20 Line art with dimensions

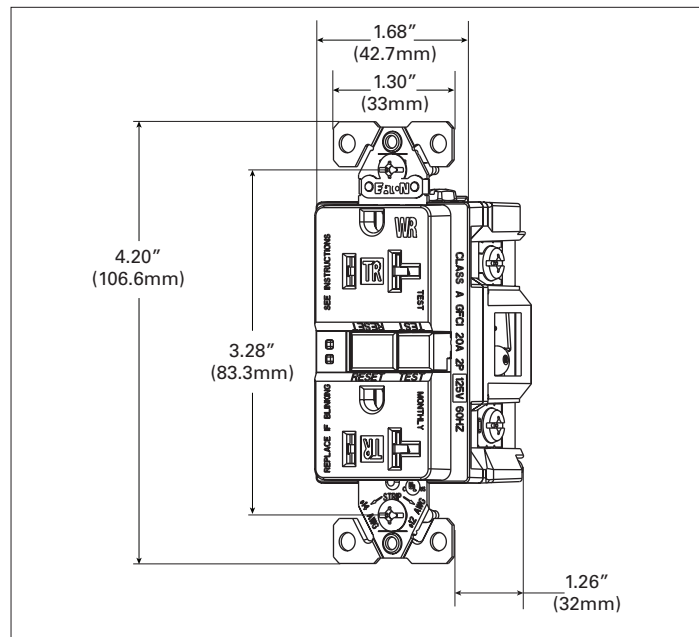







Figure 8. TWRSGF20 Line art with dimensions

Certifications & compliances

Catalog no.					
SGF15	•	•	•	•	•
SGF15-M	•	•	•	•	•
SGF15F	•	•	•	•	•
TRSGF15	•	•	•	•	•
TRSGF15-M	•	•	•	•	•
TRSGF15F	•	•	•	•	•
WRS GF15	•	•	•	•	•
TWRSGF15	•	•	•	•	•
SGF15W-LSBU	•	•	•	•	•
SGF20	•	•	•	•	•
SGF20F	•	•	•	•	•
TRSGF20	•	•	•	•	•
TRSGF20F	•	•	•	•	•
WRS GF20	•	•	•	•	•
TWRSGF20	•	•	•	•	•

KEY:  cULus  NAFTA  NOM  Arrowlink  Build-To-Spec  ROHS

 Parts are manufactured and designed in accordance with article 4 of the European Union's RoHS2 directive 2011/65/EU

 Build-To-Spec Customizable Devices

Compliances, specifications and availability are subject to change without notice.

Project Name:	Prepared By:
Project Number:	Date:
Catalog Number:	Type:

Electrical Sector
203 Cooper Circle
Peachtree City, GA 30269
United States
Eaton.com
Cooperwiringdevices.com

Electrical Sector
Canada Operations
5925 McLaughlin Road
Mississauga, Ontario, L5R 1B8
Canada
EatonCanada.ca
Cooperwiringdevices.com

Electrical Sector
Mexico Operations
Carr. Tlalnepantla -
Cuautitlán Km 17.8 s/n
Col. Villa Jardín esq.
Cerrada 8 de Mayo
Cuautitlán, México CP 54800
México
Eaton.mx
Cooperwiringdevices.com

Eaton
1000 Eaton Boulevard
Cleveland, OH 44122
United States
Eaton.com

© 2015 Eaton
All Rights Reserved
Printed in USA
Publication No. TD610009EN
June 2015

Eaton is a registered trademark.

All other trademarks are property
of their respective owners.

