

Type 4X Polyester Junction Box (Solid and Clear Cover) *PJU Series*

Continuous Hinge Door with Snap Latches



Application

- Designed for use as instrument enclosures, electric, hydraulic or pneumatic control housings, electrical junction boxes or terminal wiring enclosures.
- Provides outstanding insulation and protection where equipment may be hosed down or be very wet.
- Ideal in applications with high temperatures or highly corrosive environments.

Standards

- UL 508 Type 1, 2, 3, 4, 4X, 12 and 13
- CSA Type 1, 2, 3, 4, 4X, 12 and 13
- Complies with
 - NEMA Type 1, 2, 3, 4, 4X, 12 and 13
 - IEC 60529, IP66

Construction

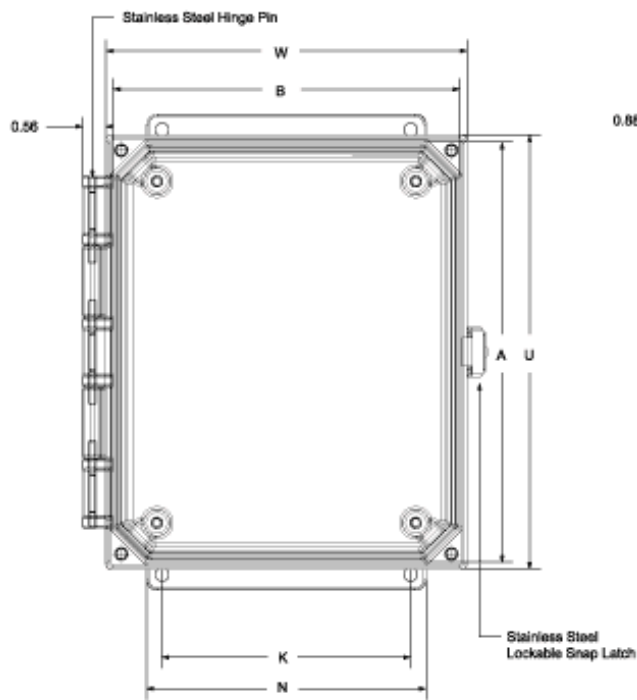
- Molded fiberglass polyester enclosure with matching cover is easily punched, cut, or drilled.
- Enhanced UV inhibitors protect against outdoor weathering.
- Standard JIC sizes under 18" x 16".
- Threaded brass inserts are provided for optional inner panel or terminal kit mounting. Mounting hardware is included.
- Stainless steel draw type "snap latch" door fasteners.
- Door fasteners include a provision for padlocking.
- Enclosure available with clear Polycarbonate cover to 16" x 14".
- Molded hinge with stainless steel pin.
- Captive oil resistant gasket provides a positive seal.
- Available with Polycarbonate flange or foot mount brackets for multi-directional mounting.
- Operating temperatures between 130°C and -40°C (266°F to -40°F).
- Impact index of 6.78J (5 ft/lb).
- For corrosion resistance information, please refer to table in the Technical Information section.

Finish

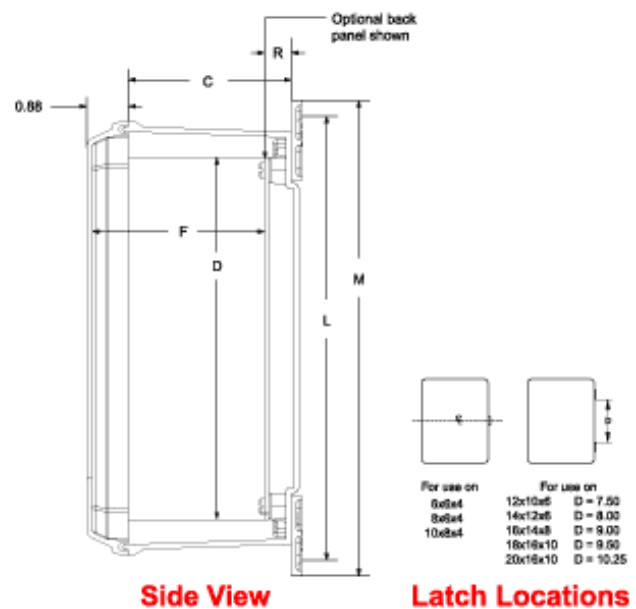
- Fiberglass polyester material has a gray finish.
- Optional inner panels are available in white powder coated finished steel or unfinished aluminum, or Fiberglass.

Accessories

- PJ/PJU Replacement Hardware Kits
- Inner Panels
- Swing Panels
- Terminal Kit Assemblies

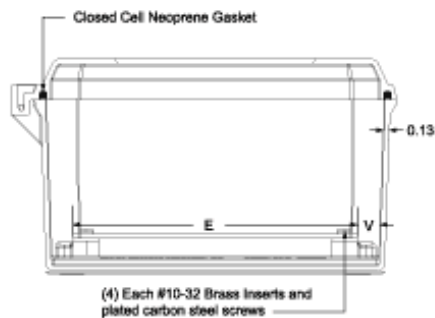


Front View

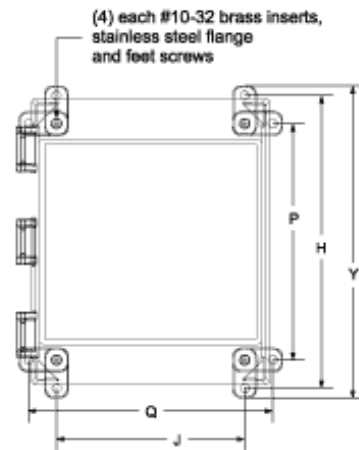


Side View

Latch Locations



End View



Rear View

Hinged Snap Latch Flange Part No.	Hinged Snap Latch Feet Part No.	Overall Dimensions			Panel Size			Center		Flange Mounting Centers		
		A	B	C	D	E	F	S	Z	L (inches)	K	M
PJU664LF	PJU664L	6.05	6.27	4.13	4.88	4.88	4.11	4.25	4.25	6.88 / 6.75	4.05	7.62
PJU864LF	PJU864L	8.05	6.27	4.13	6.75	4.88	4.11	6.25	4.25	8.88 / 8.75	4.00	9.62
PJU1084LF	PJU1084L	10.05	8.27	4.13	8.75	6.88	4.11	10.25	6.25	10.75	6.00	11.50
PJU12106LF	PJU12106L	12.05	10.27	6.13	10.75	8.88	6.11	10.25	8.25	12.75	8.00	13.50
PJU14126LF	PJU14126L	14.05	12.27	6.13	12.75	10.88	6.11	12.25	10.25	14.75 / 14.62	10.00	15.37
PJU16148LF	PJU16148L	16.05	14.27	8.13	14.75	12.88	8.11	14.25	12.25	16.75	12.00	17.50
PJU181610LF	PJU181610L	18.30	16.52	10.13	16.88	14.88	10.11	16.25	14.25	18.88 / 18.76	12.00	20.12
PJU201610LF	PJU201610L	20.50	16.27	10.13	18.44	14.44	10.11	17.81	13.81	21.25	10.00	21.50

Hinged Snap Latch Clear Cover Flange Part No.	Hinged Snap Latch Feet Part No.											Opt. Panel Part No.	Ship Wt. (lbs)
		N	H	J	P	Q	U	W	Y	R	V		
PJU664CCLF	PJU664CCL	4.80	6.75	4.91	4.69	6.97	6.50	6.72	7.47	0.70	0.52	14R0505	4
PJU864CCLF	PJU864CCL	4.75	8.75	4.91	6.69	6.97	8.50	6.72	9.46	0.70	0.62	14R0705	4
PJU1084CCLF	PJU1084CCL	6.75	10.75	6.91	8.69	8.97	10.50	8.72	11.47	0.70	0.53	14R0907	6
PJU12106CCLF	PJU12106CCL	8.75	12.70	8.82	10.64	10.88	12.50	10.72	13.47	0.68	0.44	14R1109	6
PJU14126CCLF	PJU14126CCL	10.75	14.70	10.82	12.64	12.88	14.50	12.72	15.37	0.70	0.46	14R1311	8
PJU16148CCLF	PJU16148CCL	12.75	16.91	11.47	13.50	14.88	16.50	14.72	17.50	0.70	0.40	14R1513	11

Hinged Snap Latch Clear Cover Flange Part No.	Hinged Snap Latch Feet Part No.	N	H	J	P	Q	U	W	Y	R	V	Opt. Panel Part No.	Ship Wt. (lbs)
-	-	12.75	19.16	13.72	15.75	17.13	18.75	16.97	19.89	0.70	0.45	P1868	12
-	-	12.75	20.53	13.16	17.13	16.56	20.50	16.72	21.28	0.70	0.50	P2068	17

Data subject to change without notice