

LXM32MC10N4

motion servo drive, Lexium 32, 100A, three phase, supply voltage 208 to 480V, 11kW



Main

Range of Product	Lexium 32
Product or Component Type	Motion servo drive
Device short name	LXM32M
Format of the drive	Book
Phase	Three phase
[Us] rated supply voltage	380...480 V - 15...10 %
Supply voltage limits	323...528 V
Supply frequency	50/60 Hz - 5...5 %
Network Frequency	47.5...63 Hz
EMC filter	Integrated
Continuous output current	40 A 4 kHz
Output current 3s peak	100 A 480 V 5 s
Maximum continuous power	11000 W 400 V 11000 W 480 V
Nominal power	11 KW 400 V 4 kHz 11 kW 480 V 8 kHz
Line current	23.3 A 140 % 480 V, without line choke 32 A 54 % 480 V, with external line choke 0.5 mH 38.1 A 70 % 480 V, with external line choke 0.5 mH

Complementary

Switching frequency	4 kHz
Overvoltage category	III
Maximum leakage current	30 mA
Output voltage	<= power supply voltage
Electrical isolation	Between power and control
Type of cable	Single-strand IEC cable 122 °F (50 °C)) copper 90 °C XLPE/EPR
Electrical connection	Terminal 8 mm², AWG 8 CN8)
Tightening torque	CN8 33.63 lbf.in (3.8 N.m)
Discrete input number	2 capture
Discrete input type	Capture CAP
Sampling duration	0.25 ms
Discrete input voltage	24 V DC capture
Discrete input logic	Positive compliment of STO_A, compliment of STO_B) < 5 V > 15 V EN/IEC 61131-2 type 1
Response time	<= 5 ms compliment of STO_A, compliment of STO_B
Discrete output number	3
Discrete output type	Logic DO)24 V DC
Discrete output voltage	<= 30 V DC
Discrete output logic	Positive or negative DO)EN/IEC 61131-2
Contact bounce time	<= 1 ms compliment of STO_A, compliment of STO_B
Braking current	50 mA
Response time on output	250 µs DO)discrete
Control signal type	Pulse train output (PTO) RS422 <500 kHz <328.08 ft (100 m)
Protection type	Against reverse polarity inputs signal
Safety function	STO (safe torque off), Integrated

Safety level	SIL 3 EN/IEC 61508
Communication interface	Modbus, Integrated Profinet, with separated communication card
Connector type	RJ45 (labelled CN7) Modbus
Commissioning port	2-wire RS485 multidrop Modbus
Transmission rate	9600, 19200, 38400 bps 131.23 ft (40 m) Modbus
Number of addresses	1...247 Modbus
Status LED	1 LED (Red) servo drive voltage
Signalling function	Display of faults 7 segments
Marking	CE
Operating position	Vertical +/- 10 degree
Product compatibility	Servo motor BMH 7.48 in (190 mm), 1 Servo motor BMH 7.48 in (190 mm), 2 Servo motor BMH 7.48 in (190 mm), 3 Servo motor BMH 7.48 in (190 mm), 4
Width	7.09 in (180 mm)
Height	15.16 in (385 mm)
Depth	9.45 in (240 mm)
Net Weight	21.16 lb(US) (9.6 kg)

Environment

Electromagnetic compatibility	Conducted EMC, class A group 1 EN 55011
Standards	EN/IEC 61800-3
Product Certifications	CSA
IP degree of protection	IP20 EN/IEC 60529
Vibration resistance	1 gn 13...150 Hz)EN/IEC 60068-2-6
Shock resistance	15 gn 11 ms EN/IEC 60028-2-27
Pollution degree	2 EN/IEC 61800-5-1
Environmental characteristic	Classes 3C1 IEC 60721-3-3
Relative humidity	Class 3K3 (5 to 85 %) without condensation IEC 60721-3-3
Ambient air temperature for operation	32...122 °F (0...50 °C) UL
Ambient Air Temperature for Storage	-13...158 °F (-25...70 °C)
Type of cooling	Integrated fan
Operating altitude	<= 3280.84 ft (1000 m) without derating

Ordering and shipping details

Category	18261-LEXIUM 32 SERVO DRIVES II
Discount Schedule	PC51
GTIN	3606485402420
Returnability	No
Country of origin	ID

Packing Units

Unit Type of Package 1	PCE
Number of Units in Package 1	1
Package 1 Height	13.58 in (34.5 cm)
Package 1 Width	11.81 in (30.0 cm)
Package 1 Length	22.05 in (56.0 cm)
Package 1 Weight	22.81 lb(US) (10.348 kg)
Unit Type of Package 2	P06
Number of Units in Package 2	2
Package 2 Height	31.50 in (80.0 cm)
Package 2 Width	31.50 in (80.0 cm)
Package 2 Length	23.62 in (60.0 cm)
Package 2 Weight	77.16 lb(US) (35.0 kg)

Offer Sustainability

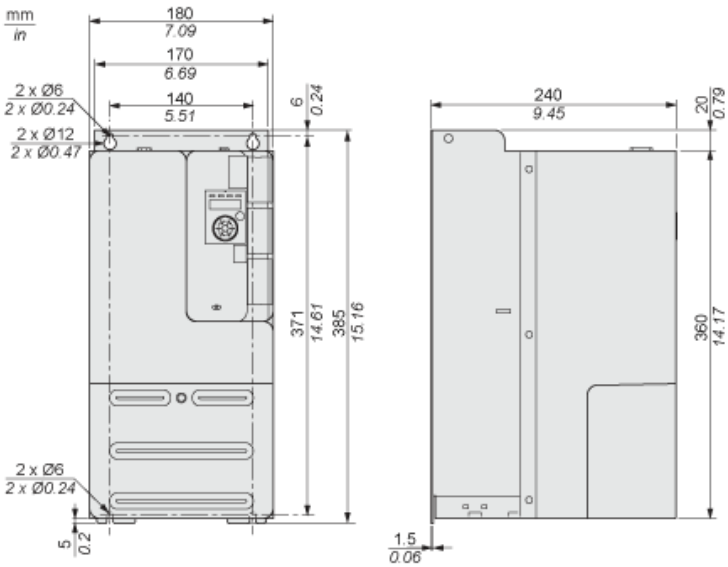
Sustainable offer status	Green Premium product
California proposition 65	WARNING: This product can expose you to chemicals including: Lead and lead compounds, which is known to the State of California to cause cancer and birth defects or other reproductive harm. For more information go to www.P65Warnings.ca.gov
REACH Regulation	REACH Declaration
EU RoHS Directive	Pro-active compliance (Product out of EU RoHS legal scope)
Mercury free	Yes
China RoHS Regulation	China RoHS Declaration
RoHS exemption information	Yes
Environmental Disclosure	Product Environmental Profile
Circularity Profile	End Of Life Information
WEEE	The product must be disposed on European Union markets following specific waste collection and never end up in rubbish bins.
PVC free	Yes

Contractual warranty

Warranty	18 months
----------	-----------

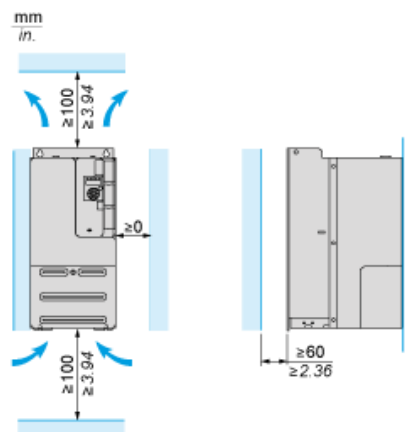
Lexium 32 Servo Drive

Dimensions



Lexium 32 Motion Control Servo Drives

Mounting Recommendations



LXM32MD85N4, LXM32MC10N4 servo drives have an integrated fan.

When selecting the position of the device in the control cabinet, note the following:

- Mount the device in a vertical position ($\pm 10^\circ$). This is required for cooling the device.
- Adhere to the minimum installation distances for required cooling. Avoid heat accumulations.
- Do not mount the device close to heat sources.
- Do not mount the device on flammable materials.
- The heated airflow from other devices and components must not heat up the air used for cooling the device.
- If the thermal limits are exceeded during operation, the drive switches off (overtemperature).

NOTE: For cables that are connected via the underside of the servo drive, a free space ≥ 200 mm/7.87 in. is required under the unit to comply with the bending radius of the connection cables.

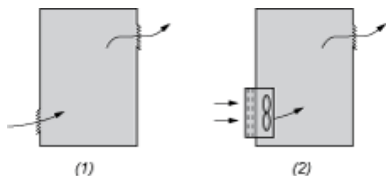
Ambient temperature	Mounting distances	Instructions to be followed
0°C...+ 50°C	d ≥ 0 mm	–

NOTE: Do not use insulated enclosures, as they have a poor level of conductivity.

Recommendations for Mounting in an Enclosure

To ensure good air circulation in the servo drive:

- Fit ventilation grilles on the enclosure.
- Ensure that ventilation is adequate, otherwise install a forced ventilation unit with a filter.



- (1) Natural convection
- (2) Forced ventilation

- Any apertures and/or fans must provide a flow rate at least equal to that of the servo drive fans (refer to characteristics).
- Use special filters with IP 54 protection.

Mounting in Metal Enclosure (IP 54 Degree of Protection)

The servo drive must be mounted in a dust and damp proof enclosure in certain environmental conditions, such as dust, corrosive gases, high humidity with risk of condensation and dripping water, splashing liquid, etc. In these cases, Lexium 32 servo drives can be installed in an enclosure where the internal temperature must not exceed 60°C.