

# LED Regressed Gimbal Downlight



<b>EDA-ECL</b>	<b>Segment</b>	<b>Wattage Range</b>	<b>Lumen Range</b>
	Commercial & Residential	17W	1,268lm

## Features

- 4" LED gimbal light, CRI 90, Air Tight, Adjustable Tilt
- Wet Location rated with operating temperature range of -20 °C ~ +40 °C.
- Field Selectable CCT (2700K, 3000K, 3500K, 4000K & 5000K)
- Available in brushed nickel, black and white
- IC-rated for direct contact with insulation.



## Specifications

### Housing :

Die Cast Aluminum body for better Thermal Management  
Type IC rated, FT6 cable

### Optics :

Beam angle 38°

### Mounting :

Recessed Mounting with Spring Clamps

### Driver :

120-347V LED driver with Operating temperature range of -20 °C ~ +40 °C

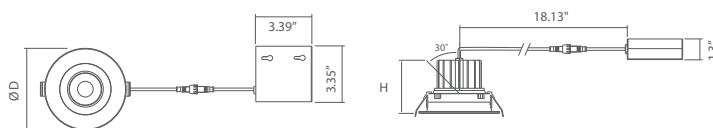
### LED :

Field Selectable CCT of 2700K, 3000K, 3500K, 4000K & 5000K.


### Controls :

0-10V dimming

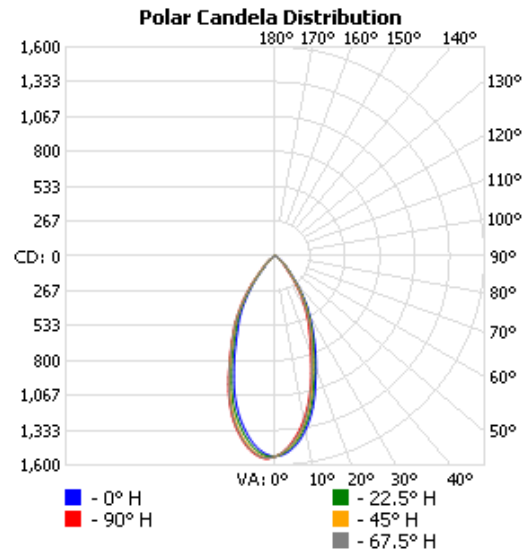
## Dimensional Drawing



	H	D	Cut-out
EDA-ECL/4	3.25"	5"	4.25"



## Polar Candela



## Applications



Offices



Hotels



Residences

# LED Regressed Gimbal Downlight



<b>EDA-ECL</b>	<b>Segment</b>	<b>Wattage Range</b>	<b>Lumen Range</b>
	Commercial & Residential	17W	1,268lm

## Ordering Information Example: EDA-ECL/4/17W/MK9/120-347V/WH/0-10V

Family Name	Fixture Type	Size	Wattage	CCT (Kelvin)	Voltage	Trim Finish	Dimmable
EDA (ENDURA)	ECL (LED regressed gimbal downlight)	4 (4")	17W	MK9 (Selectable Kelvin, CRI≥90)	120-347V	WH (White) BN (Brushed nickel) BK (Black)	0-10V

## Product Information

Ordering Code	Energy Star	Model Number	Wattage (W)	Voltage (V)	Hour Rating	Lumens (lm)	CCT (K)	CRI	Wet Location	Case QTY.
3662228	Yes	EDA-ECL/4/17W/MK9/120-347V/WH/0-10V	17	120-347	50,000	1268	27/30/35/40/50	≥90	Yes	12
3662229	Yes	EDA-ECL/4/17W/MK9/120-347V/BN/0-10V	17	120-347	50,000	1268	27/30/35/40/50	≥90	Yes	12
3662230	Yes	EDA-ECL/4/17W/MK9/120-347V/BK/0-10V	17	120-347	50,000	1268	27/30/35/40/50	≥90	Yes	12

## Accessories

PL-AMP-MULTI-VPLUS



PL-AMP-MULTI-V



## Related Products



RGD-CHY2



PRO-SP6



RGD-CDR



RGD-HS