

Project		Catalog #		Type	
Prepared by		Notes		Date	



# Metalux

## LHB

### LED Linear High Bay Lensed

#### Typical Applications

• Industrial • Manufacturing • Gymnasium\* • Warehouse

\*Rigid mount not for use in gymnasiums.

#### Interactive Menu

- Order Information page 2
- Photometric Data page 3
- Product Warranty

#### Product Certification



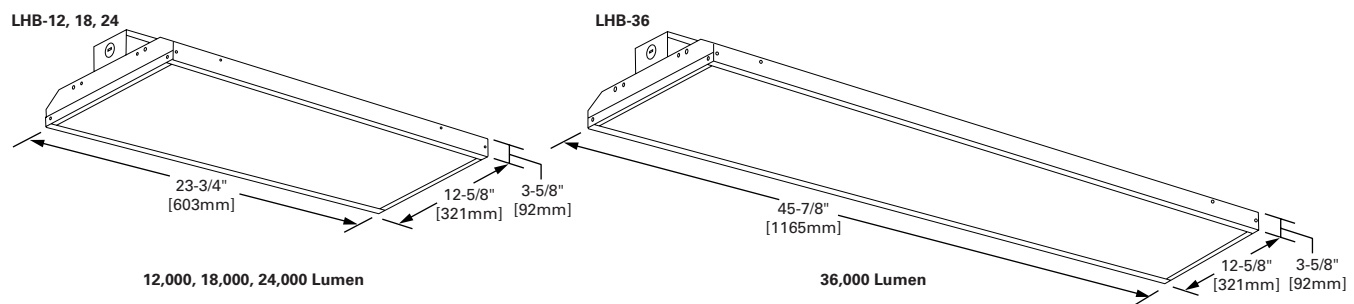
#### Product Features



#### Top Product Features

- 13 inch width in 2ft and 4ft lengths
- Standard diffused lens provides added protection and glare control
- High performance efficacy up to 143 lm/W
- Efficient 1-for-1 replacement of linear fluorescent and HID fixtures
- Lumen packages – 12,000, 18,000, 24,000 and 36,000

#### Dimensional and Mounting Details



## Order Information

SAMPLE ORDER NUMBER: **LHB-18-UNV-L840-CD-U** Includes V Hangers and (2) 18" pieces of chain for rapid installation

Series	LED Lumen Output	Lensing	Voltage	CCT	Driver Type	Options	Packaging
Series <sup>(3)</sup>	LED Lumen Output	Lensing <sup>(2)</sup>	Voltage	CCT	Driver Type	Options	Packaging
<b>LHB</b> =LED High Bay	<b>12</b> =12,000 Lumens <b>18</b> =18,000 Lumens <b>24</b> =24,000 Lumens <b>36</b> =36,000 Lumens	<b>[Blank]</b> =with Diffused Lens	<b>UNV</b> =Universal Voltage 120-277	<b>L840</b> =4000K <b>L850</b> =5000K	<b>CD</b> =0-10V Dimming Driver	<b>EL7W-REM</b> =EM pack, remote installation, 7W <b>EL14W-REM</b> =EM pack, remote installation, 14W <b>MS</b> =Motion Sensor (360° or 180°) <b>OEF-P10VMV</b> =Occupancy Sensor with Integrated Photocell <b>C6</b> =6' cord, 18/3, white <b>C12</b> =12' cord, 18/3, white <b>PC6/277</b> =6' white cord, 18/3, with 277V, 15A NEMA twist-lock plug <b>PC12/277</b> =12' white cord, 18/3, with 277V, 15A NEMA twist-lock plug	<b>U</b> =Unit Pack
<b>Notes</b> (3) DesignLights Consortium® Qualified and classified for DLC Premium, refer to <a href="http://www.designlights.org">www.designlights.org</a> for details.		<b>Notes</b> (2) For non-lensed option, follow the lens removal directions in the installation instructions.				<b>Notes</b> For expedited delivery of LHB with options, choose the <a href="#">Rapid Response</a> program. Click hot link for details.	

## Accessories

Accessories (order separately) <sup>(1)</sup>
<b>LHB-WG23</b> =Wire Guard Kit for 12,000, 18,000 and 24,000 lumen units <b>LHB-WG45</b> =Wire Guard Kit for 36,000 lumen units <b>LHB-SMK</b> =Surface Mount Kit <b>LHB-PMK</b> =Pendant Mount Kit <b>EBPLED7W</b> =7 Watt emergency ballast pack - field installed <b>EBPLED14W</b> =14 Watt emergency ballast pack - field installed <b>OEF-P-2MHO-MV-SL</b> =Motion sensor, 360 degrees, 120-277V, side mount - field installed <b>LHB-Y-TOGGLE-3M</b> = Y-toggle aircraft cables (2), 9 feet 10 inches length
<b>Notes</b> (1) Rigid mount not recommended for use in gymnasiums.

## Product Specifications

## Construction

- Full body construction with center driver housing for added durability and thermal control

## Electrical

- Long-life LED system coupled with electrical driver to deliver optimal performance
- LED's available in 4000K and 5000K with a CRI ≥ 80
- Electronic drivers are available for 120-277V applications
- Standard 0-10V dimming

## Finish

- Standard white polyester powder coat finish painted after fabrication for increased durability and rust inhibition

## Optics

- Diffused lens provides added protection and glare control

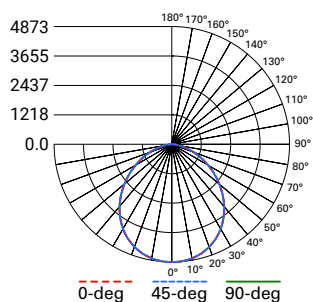
## Mounting

- The LHB series is ideally suited for suspension mounting with wire hook and chain set included

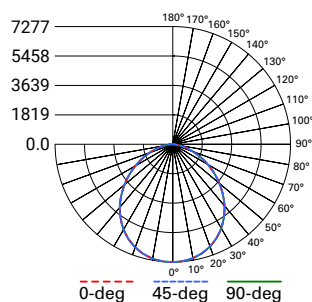
## Compliance

- Luminaires are cULus listed for damp locations -20°C to 50°C ambient environments with 0-10V drivers
- cULus listed
- LED modules comply with IESNA LM-79 and LM-80 standards
- DesignLights Consortium® Qualified and classified for DLC Premium, refer to [www.designlights.org](http://www.designlights.org) for details

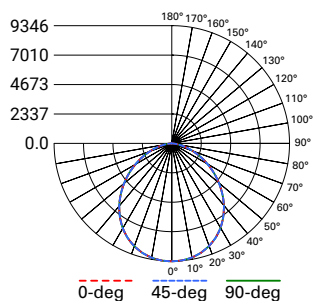
## Photometric Data

[View IES files](#)
**LHB-12-UNV-L850-CD-U**

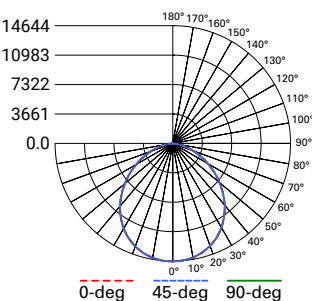
Electronic Driver  
 Linear LED 5000K  
 Spacing criterion: (II) 1.23 x mounting height, (⊥) 1.23 x mounting height  
 Lumens: 12390  
 Input Watts: 86.9W  
 Efficacy: 142.6 lm/W  
 Test Report: LHB-12-UNV-L850-CD-U.IES

**LHB-18-UNV-L850-CD-U**

Electronic Driver  
 Linear LED 5000K  
 Spacing criterion: (II) 1.23 x mounting height, (⊥) 1.23 x mounting height  
 Lumens: 18500  
 Input Watts: 132.2W  
 Efficacy: 139.9 lm/W  
 Test Report: LHB-18-UNV-L850-CD-U.IES

**LHB-24-UNV-L850-CD-U**

Electronic Driver  
 Linear LED 5000K  
 Spacing criterion: (II) 1.23 x mounting height, (⊥) 1.23 x mounting height  
 Lumens: 23760  
 Input Watts: 171.8W  
 Efficacy: 138.3 lm/W  
 Test Report: LHB-24-UNV-L850-CD-U.IES

**LHB-36-UNV-L850-CD-U**

Electronic Driver  
 Linear LED 5000K  
 Spacing criterion: (II) 1.23 x mounting height, (⊥) 1.23 x mounting height  
 Lumens: 37230  
 Input Watts: 265.2W  
 Efficacy: 140.4 lm/W  
 Test Report: LHB-36-UNV-L850-CD-U.IES

## Energy and Performance Data

Catalog Number	Lensed		Watts	Non-Lensed	
	Delivered Lumens	Efficacy (lm/W)		Delivered Lumens	Efficacy (lm/W)
LHB-12-UNV-L840-CD-U	12390	143	87	13249	152
LHB-12-UNV-L850-CD-U	12390	143	87	13249	152
LHB-18-UNV-L840-CD-U	18500	140	132	20044	152
LHB-18-UNV-L850-CD-U	18500	140	132	20044	152
LHB-24-UNV-L840-CD-U	23760	138	172	26530	154
LHB-24-UNV-L850-CD-U	23760	138	172	26530	154
LHB-36-UNV-L840-CD-U	37230	140	265	41570	157
LHB-36-UNV-L850-CD-U	37230	140	265	41570	157

## Lumen Maintenance

Ambient Temperature	TM-21 Lumen Maintenance (60,000 hours)	Theoretical L70 (Hours)
25°C	> 85%	> 122,000

## Ambient Ratings

Lumen Package	Ambient Rating
LHB-12	50°C
LHB-18	50°C
LHB-24	50°C
LHB-36	50°C

## Input Watts

Lumens	Watts
12 (12,000 lumens)	87W
18 (18,000 lumens)	132W
24 (24,000 lumens)	172W
36 (36,000 lumens)	265W

## Shipping Data

Catalog No.	Wt.
LHB-12	10 lbs.
LHB-18	11 lbs.
LHB-24	11 lbs.
LHB-36	18 lbs.